

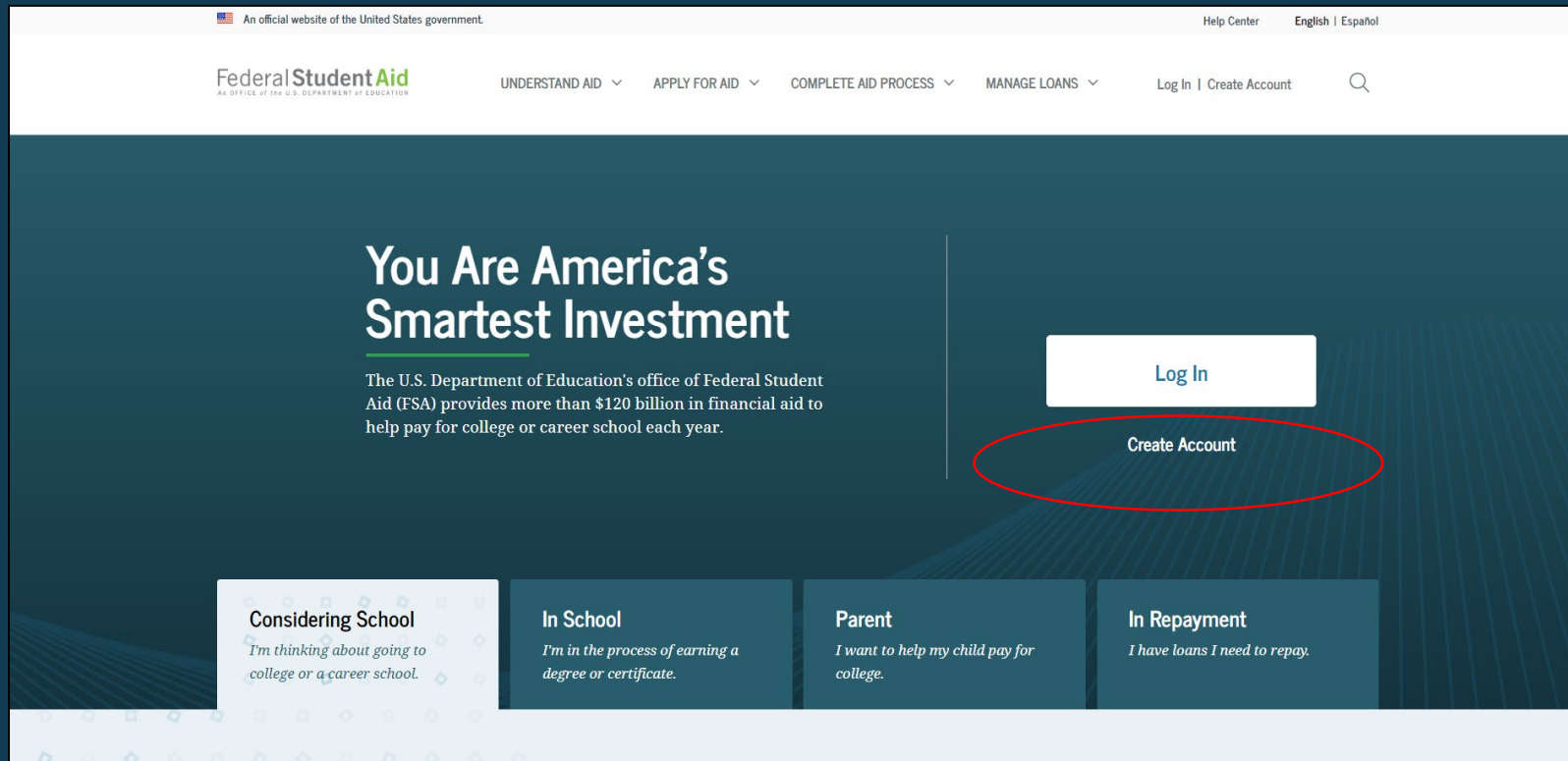
Creating and using your account username and password (fsa ID): An Overview

Cañada College

10/17/2020

Getting started

- Go to StudentAid.gov.
- Select the “Create Account” button



Getting started

On the “Create an Account (FSA ID)” page, select the “Get Started” button.

Create an Account (FSA ID)

Parents Students Borrowers

Whether you're a student, parent, or borrower, you'll need to create your own account to complete federal student aid tasks.

What You Can Use Your Account For

- Filling out the *Free Application for Federal Student Aid (FAFSA®)* form
- Signing your *Master Promissory Note (MPN)*
- Applying for repayment plans
- Completing loan counseling
- Using the *Public Service Loan Forgiveness Help Tool*

Items Needed to Create an Account

- Social Security number
- Your own mobile phone number and/or email address

Get Started

OR

Log In

Provide Personal Identification Information

- Make sure your Social Security number (SSN), date of birth, and name match what's on your Social Security card.
- You must have an SSN to create an account username and password.

The screenshot shows the 'Create an Account (FSA ID)' form on the Federal Student Aid website. The page title is 'Create an Account (FSA ID)' and it is 'Step 1 of 7'. The section is titled 'Personal Information'. Below the title, there is a progress bar and a paragraph of text: 'I understand that I'll be required to certify that the information I provide to create an account (FSA ID) is true and correct and that I'm the individual I claim to be. If I'm not the person I claim to be, I understand that I'm not authorized to proceed and that I should exit this form now. If I provide false or misleading information, I understand that I might be subject to a fine, prison time, or both.' Below this text are four input fields: 'First Name', 'Middle Initial', 'Last Name', and 'Date of Birth'. The 'Date of Birth' field is a date picker with 'Month', 'Day', and 'Year' dropdowns. Below the date picker is a 'Social Security Number (SSN)' input field. A blue callout box with a white circle and exclamation mark contains the text: 'Note: A user can only have one account associated with his or her Social Security number.' At the bottom of the form are two buttons: 'Cancel' and 'Continue'.

Federal Student Aid
UNDERSTAND AID ▾ APPLY FOR AID ▾ COMPLETE AID PROCESS ▾ MANAGE LOANS ▾ Log In | Create Account 🔍

Create an Account (FSA ID)

Step 1 of 7

Personal Information

I understand that I'll be required to certify that the information I provide to create an account (FSA ID) is true and correct and that I'm the individual I claim to be.
If I'm not the person I claim to be, I understand that I'm not authorized to proceed and that I should exit this form now. If I provide false or misleading information, I understand that I might be subject to a fine, prison time, or both.

First Name

Middle Initial

Last Name

Date of Birth

Month Day Year

Social Security Number (SSN)

Note: A user can only have one account associated with his or her Social Security number.

Create Your account username and password

Username:

- Don't include personal info such as date of birth or name.
- If you see a message "The username you entered is already in use," then someone has already used that username.

Password:

- Your password must be between 8 and 30 characters in length, and must contain at least one uppercase letter, one lowercase letter, and one number.
- Your password is case-sensitive.

An official website of the United States government. Help Center English | Español

Federal StudentAid AN OFFICE OF THE U.S. DEPARTMENT OF EDUCATION UNDERSTAND AID APPLY FOR AID COMPLETE AID PROCESS MANAGE LOANS Log In | Create Account

Create an Account (FSA ID)

Step 2 of 7

Account Information

Because financial aid agreements are legally binding, you can't create an account for someone else, even another family member. Parents and students must create their own accounts.

Username

✔ Username is available.

Email Address

Use an email address you will continue to have access to after you leave school.

Confirm Email Address

Password

Show Password

✔ Uppercase
✔ Lowercase
✔ Number
✔ 8+ characters

Confirm Password

Show Password

Previous Continue

Provide Contact information

An official website of the United States government

Help Center English | Español

Federal Student Aid
An OFFICE of the U.S. DEPARTMENT of EDUCATION

UNDERSTAND AID APPLY FOR AID COMPLETE AID PROCESS MANAGE LOANS Log In | Create Account

Create an Account (FSA ID)

Step 3 of 7

Contact Information

Permanent Address

Address
123 Main St

City
Laurel

State
(MD) Maryland

ZIP Code
20723

Phone Number

Mobile Phone Number
(202) 111-9482

Confirm Mobile Phone Number
(202) 111-9482

+ Add Alternate Phone Number

Mobile Phone Account Recovery

We strongly recommend setting up mobile phone account recovery. This option is used to help you restore access to your account by sending you a code via text message if you are locked out.

Yes, I would like to use my mobile phone for account recovery.

By selecting this option, you agree to receive text messages on your mobile phone and confirm you have reviewed and agree to FSA's [Terms and Conditions](#).
Message and data rates may apply. Message frequency varies.
Reply HELP for help or STOP to opt out.

Previous Continue

- To sign up for mobile phone account recovery, provide a mobile phone number on this screen.
- Make sure your information is correct; any errors could result in delays in receiving financial aid (or in the repayment of your federal student loans).

Select communication preferences

- You must select whether to receive required communications by email or postal mail.
- You can opt in to receive informational emails and/or text messages regarding programs you may be eligible for.

An official website of the United States government. Help Center English | Español

Federal Student Aid An OFFICE of the U.S. DEPARTMENT of EDUCATION UNDERSTAND AID APPLY FOR AID COMPLETE AID PROCESS MANAGE LOANS Log In | Create Account

Create an Account (FSA ID)

Step 4 of 7

Communication Preferences

Required Communications

The U.S. Department of Education (ED) and its federal student loan servicers will need to send you required communications and documents related to your federal student aid, such as student loan disclosures and interest statements.

I want to receive these communications:

By email **Recommended**

By postal mail

i By selecting this option, you agree to receive required communications by email and confirm you have reviewed and agree to FSA's [Terms and Conditions](#).

Informational Communications

ED and its federal student loan servicers want you to feel confident about the financial aid and student loan process. To help with this, we will sometimes send out information about programs you may be eligible for, such as grant programs, student loan forgiveness programs, income-based repayment plans, and more.

I want to receive these communications:

By email

By text message

Preferred Language

Your choice lets us know how you would like to view website content once logged in, and what to use for your communications.

Language

English

Previous Continue

Select challenge questions and answers

Federal Student Aid
UNDERSTAND AID | APPLY FOR AID | COMPLETE AID PROCESS | MANAGE LOANS | Log In | Create Account

Create an Account (FSA ID)

Step 5 of 7

Challenge Questions

Challenge questions and answers are used to retrieve your username or password if you forget them or if you need to unlock your account.

Note: Answers are not case-sensitive.

Challenge Question 1

Question: What was the name of your elementary school?

Answer: [Redacted] Show Answer

Challenge Question 2

Question: What was the name of your first teacher?

Answer: [Redacted] Show Answer

Challenge Question 3

Question: What is your mother's maiden name?

Answer: [Redacted] Show Answer

Challenge Question 4

Question: In what city did your parents meet?

Answer: [Redacted] Show Answer

Previous Continue

- Answering your challenge questions is one way to unlock your account or retrieve your username or password.
- Your answer is not case-sensitive.

Review Info and Agree to Terms

- Review and confirm your information.
- If you need to make a correction, use the “Edit” button within that tile of information.
- Review and agree to FSA’s terms and conditions.

Create an Account (FSA ID)

Step 6 of 7

Confirm and Verify

Verify the information you provided for your account below. If there is an error, select “Edit” to correct the information.

Personal Information [Edit](#)

NAME
Jane Doe

DATE OF BIRTH
01/01/2001

SOCIAL SECURITY NUMBER (SSN)
***-**-3818

Account Information [Edit](#)

USERNAME
janedoe

EMAIL ADDRESS
janedoe@gmail.com

PASSWORD

Contact Information [Edit](#)

PERMANENT ADDRESS
123 Main St
Laurel, MD 20723

MOBILE PHONE NUMBER
(202) 338-1291

MOBILE PHONE ACCOUNT RECOVERY
Yes

Communication Preferences [Edit](#)

REQUIRED COMMUNICATIONS
Email

INFORMATIONAL COMMUNICATIONS
Email, Text

Verify your contact information

- Only a verified email address OR a verified mobile phone number is required, but if you provided both on previous screens, you MUST verify both on the “Account Recovery” page.
- Select the “Verify My Mobile Phone Number” button to verify your mobile phone number.
- Select the “Verify My Email Address” button to verify your email address.

An official website of the United States government. Help Center English | Español

Federal Student Aid An OFFICE of the U.S. DEPARTMENT of EDUCATION UNDERSTAND AID APPLY FOR AID COMPLETE AID PROCESS MANAGE LOANS Log In | Create Account

Create an Account (FSA ID)

Step 7 of 7

Account Recovery

Only a verified email address OR a verified mobile phone number is required, but if you provided both on previous screens, you MUST verify both below.

Verify My Mobile Phone Number
NOT VERIFIED

Verify My Email Address
NOT VERIFIED

Previous Finish

Verify your mobile phone number

- After selecting the “Verify My Mobile Phone Number” button, you will be sent a text message with the six-digit numerical secure code.
- Enter your secure code in the “Verify Your Mobile Phone Number” modal and select “Continue”.
- Once you verify your mobile phone number, you can use it to log in, unlock your account, retrieve your username, or reset your password.
- NOTE: You MUST verify your information before continuing.

An official website of the United States government.

Federal Student Aid
An OFFICE of the U.S. DEPARTMENT of EDUCATION

Help Center | English | Español

Log In | Create Account

Verify Your Mobile Phone Number

You must verify your phone number before you can use it for account recovery. A text message containing a secure code was sent to the mobile phone number: *****1919. This code is valid for 30 minutes.

Enter the secure code below.

[Resend Secure Code](#)

Continue

Step 7 of 7
Account Recovery

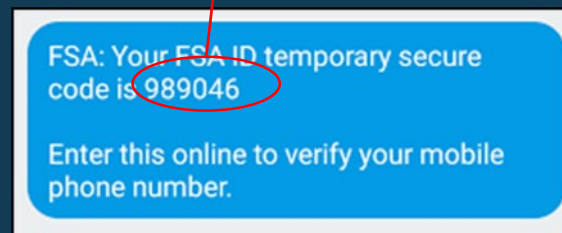
Only a verified email address OR a verified mobile phone number is required, but if you provided both on previous attempts, both are required.

Verify My Mobile Phone Number
NOT VERIFIED

Verify My Email Address
NOT VERIFIED

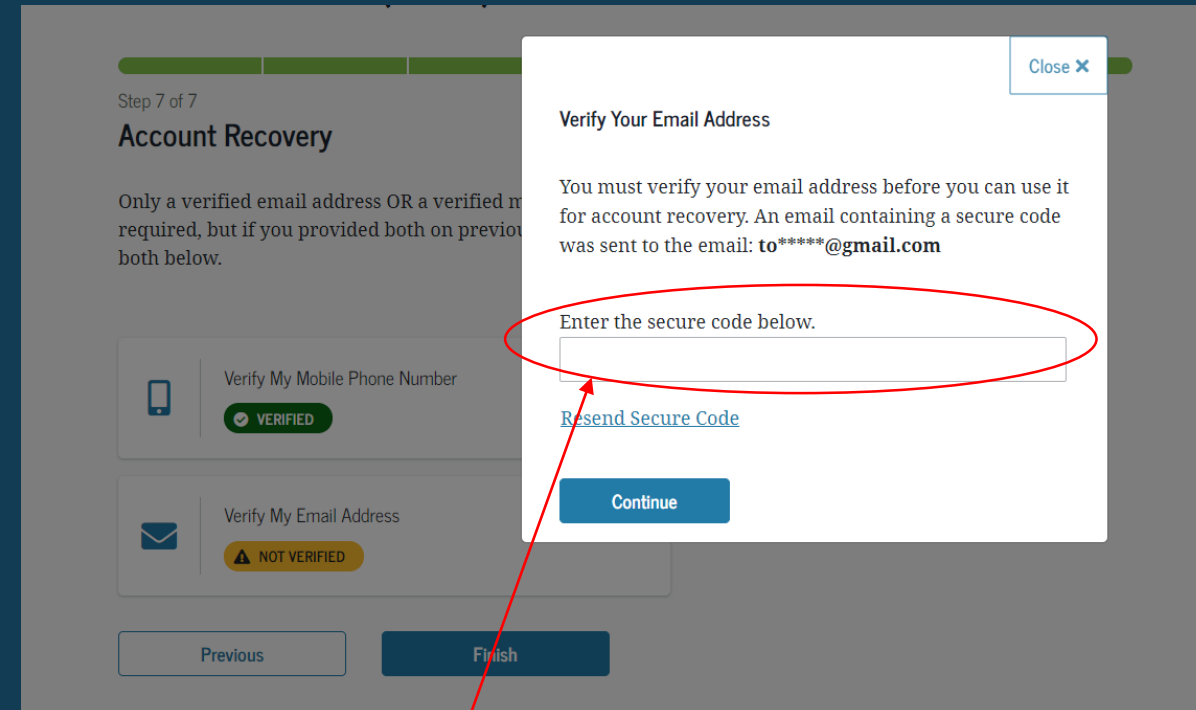
Previous Finish

Text Message With Your Secure Code

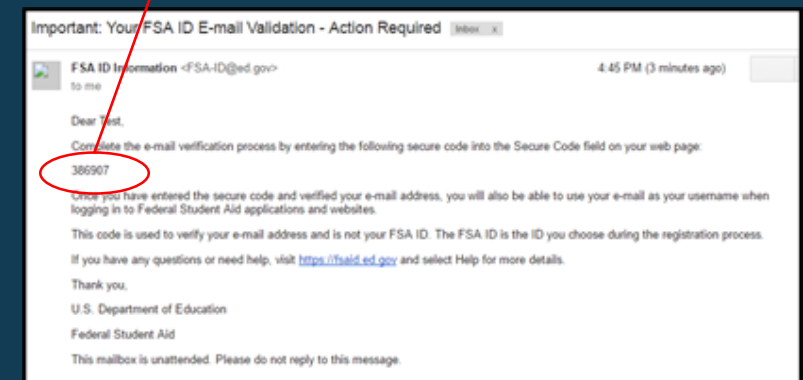


Verify your Email address

- After selecting the “Verify My Email Address” button, you will be sent an email with the six-digit numerical secure code.
- Enter your secure code in the “Verify Your Email Address” modal and select “Continue”.
- Once you verify your email, you can use it to log in, unlock your account, retrieve your username, or reset your password.
- NOTE: You MUST verify your information before continuing.



Email With Your Secure Code



Your account is created!

- If you provided an email address, you'll receive a confirmation email.

Using Your Account Username and Password

- You can immediately use your account username and password to sign an original (first-time) FAFSA form.
- Your info will be sent to the Social Security Administration (SSA) for confirmation.
- SSA review will take 1–3 days.
- Until your info is verified, you won't be able to take certain actions, such as correcting your FAFSA form, submitting a FAFSA Renewal, or signing forms such as the *Income-Driven Repayment Plan Request* and *Direct Consolidation Loan Application*.

An official website of the United States government. Help Center English | Español

Federal StudentAid UNDERSTAND AID APPLY FOR AID COMPLETE AID PROCESS MANAGE LOANS Log In | Create Account

Your Account Was Successfully Created—What's Next?

Thanks for creating your account and taking the first step in your federal student aid journey.

Before we can grant full account access, we have to confirm your name, Social Security number, and date of birth match what is on record with the Social Security Administration (SSA). This process takes **one to three days**. If you verified your email address, you'll receive an email once your information is matched with the SSA.

You can still use your account while your information is being verified with the SSA.

Ways to Use Your Log-In Information Now

- [Complete and electronically sign an original \(first-time\) Free Application For Federal Student Aid \(FAFSA®\) form](#)
- Check the SSA match status of your account information under Account Settings
- Utilize the [Help Center](#) to get answers to common questions
- Explore our [Resources](#) that can help you learn more about the federal student loan journey

Ways to Use Your Log-In Information After You've Been Matched

- Access U.S. Department of Education online systems, such as the myStudentAid mobile app
- Fill out a FAFSA renewal
- Complete and sign forms such as the Income-Driven Repayment Plan Request and Direct Consolidation Loan Application

[Return to StudentAid.gov](#)

Social security administration (ssa) matching

- You should receive an email informing you of the results of the SSA review. If you didn't provide an email when creating your account, you can check the status on the "Personal Information" page at [StudentAid.gov/settings/edit-information/personal-information](https://studentaid.gov/settings/edit-information/personal-information).
- If there is an issue, log in to your "Account Settings" at [StudentAid.gov/settings](https://studentaid.gov/settings) and review/update your profile info. If your info is correct, you'll need to contact the SSA. To find your local SSA office, call 1-800-772-1213 or go to ssa.gov.

----- Forwarded message -----

From: **FSA ID Information** <FSA-ID@ed.gov>

Date: Fri, Feb 21, 2020 at 10:03 AM

Subject: Your Social Security Administration Results - Successful

To: <fnameInametesting@gmail.com>

Dear Fname6,

Your Social Security Administration (SSA) match was completed and your personal information confirmed.

Ways to Use Your Log-In Information Now That You've Been Matched

- Access U.S. Department of Education online systems, such as the myStudentAid app
- Fill out a *Free Application for Federal Student Aid* (FAFSA®) renewal
- Complete and sign forms, such as the Income-Driven Repayment Plan Request or the Direct Consolidation Loan Application

If you have any questions or need help, [visit the StudentAid.gov Help Center](https://studentaid.gov/help-center).

Thank you,

U.S. Department of Education

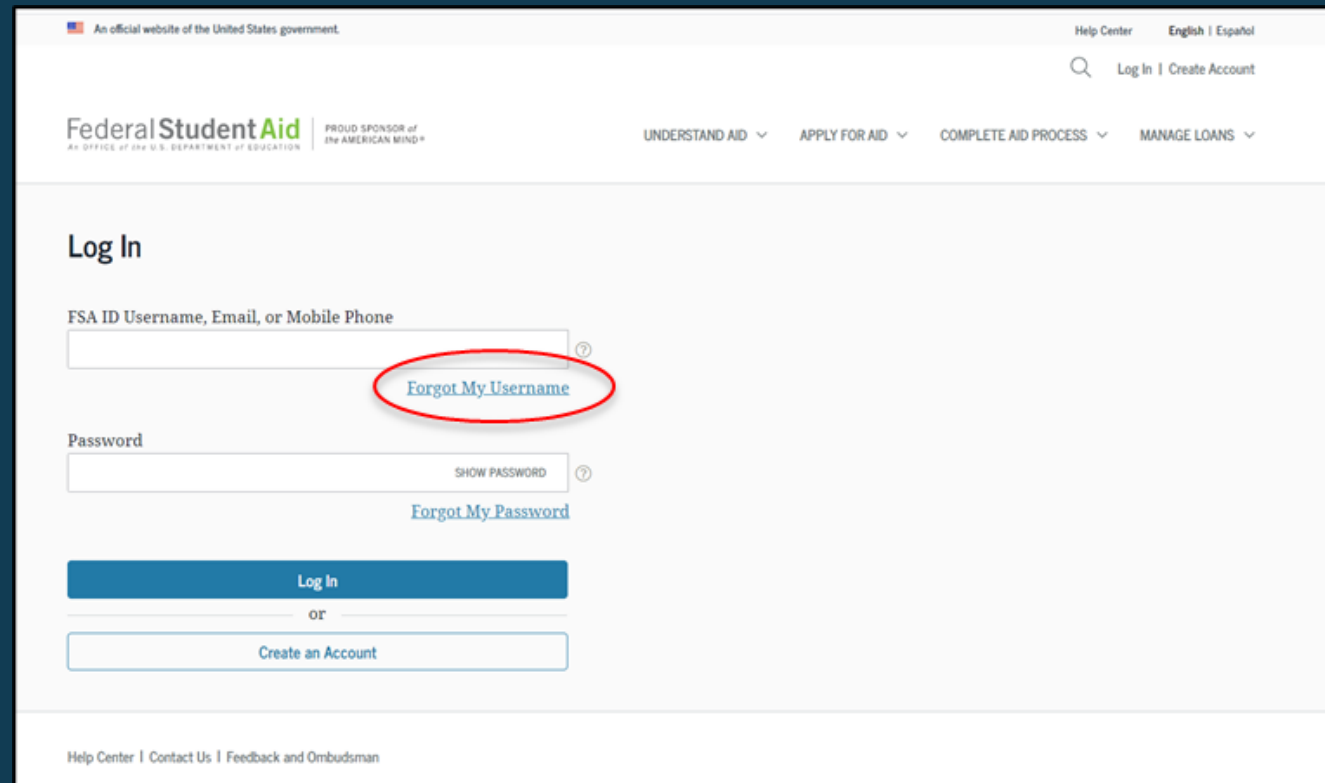
Federal Student Aid

This mailbox is unattended. Please do not reply to this message.

What to do if you forget your Account username or password

Forgot username

- Select “Forgot My Username” at the log-in screen.
- NOTE: You can log in to your account using your verified email address or verified mobile phone number instead of your username.



An official website of the United States government. Help Center English | Español

Log In | Create Account

Federal Student Aid PROUD SPONSOR of THE AMERICAN MIND® AN OFFICE OF THE U.S. DEPARTMENT OF EDUCATION UNDERSTAND AID APPLY FOR AID COMPLETE AID PROCESS MANAGE LOANS

Log In

FSA ID Username, Email, or Mobile Phone

[Forgot My Username](#)

Password

SHOW PASSWORD

[Forgot My Password](#)

Log In

or

Create an Account

Help Center | Contact Us | Feedback and Ombudsman

Forgot username

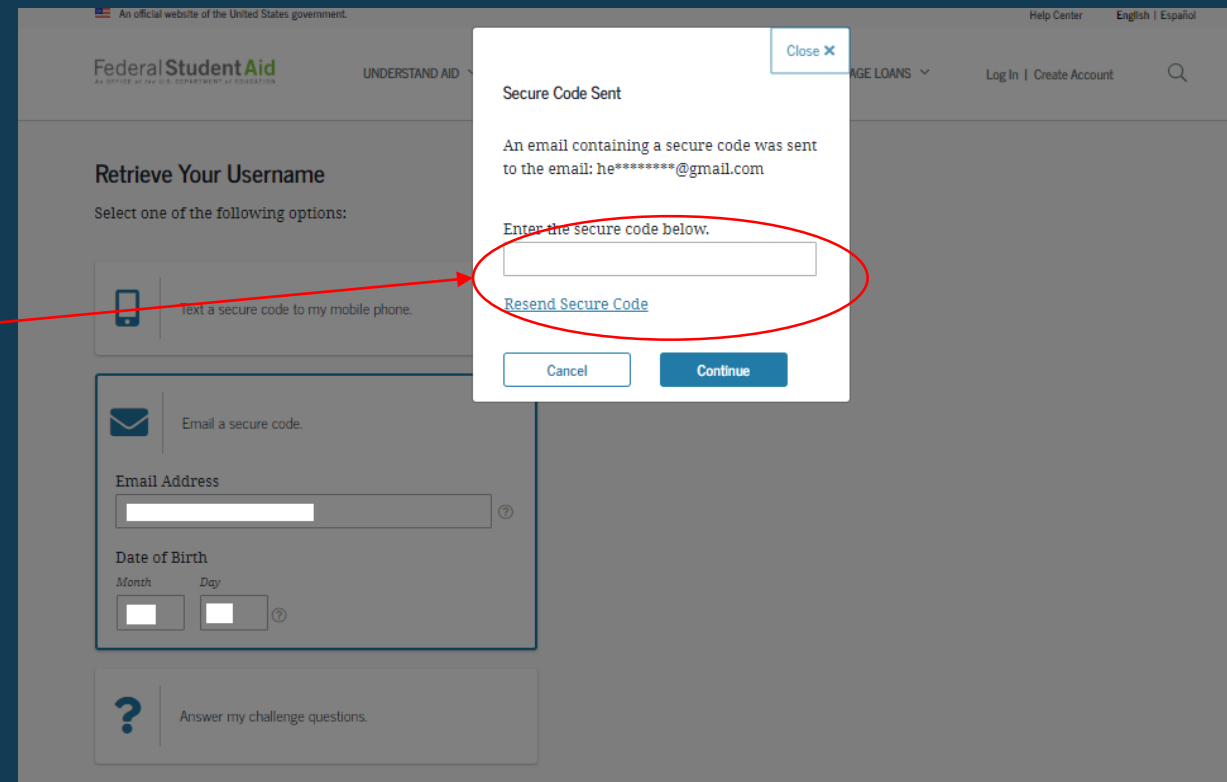
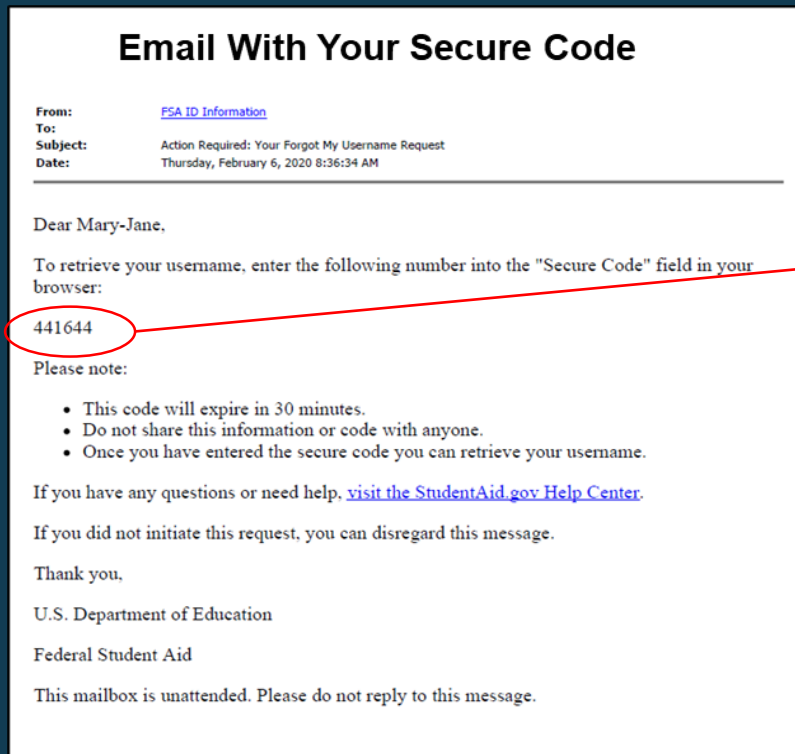
You can retrieve your username by

- having a secure code emailed to you (enter your verified email address and date of birth);
- having a secure code texted to you (enter your verified mobile phone number and date of birth); or
- answering your challenge questions (enter your Social Security number, last name, and date of birth).

The screenshot shows the 'Retrieve Your Username' page on the Federal Student Aid website. The page header includes the U.S. government logo, the Federal Student Aid logo, and navigation links for 'UNDERSTAND AID', 'APPLY FOR AID', 'COMPLETE AID PROCESS', 'MANAGE LOANS', 'Log In', and 'Create Account'. The main content area is titled 'Retrieve Your Username' and asks the user to 'Select one of the following options:'. There are three options, each with a corresponding icon and a text description: 1. A mobile phone icon with the text 'Text a secure code to my mobile phone.' 2. An envelope icon with the text 'Email a secure code.' 3. A question mark icon with the text 'Answer my challenge questions.' At the bottom of the form, there are two buttons: 'Cancel' and 'Continue'.

Retrieving username using email secure code

- If you selected “Email a secure code,” after you populate your verified email address and date of birth, an email will be sent to your email account and you will be taken to a “Secure Code Sent” modal.
- Enter the secure code from your email in the “Enter your secure code below” box.



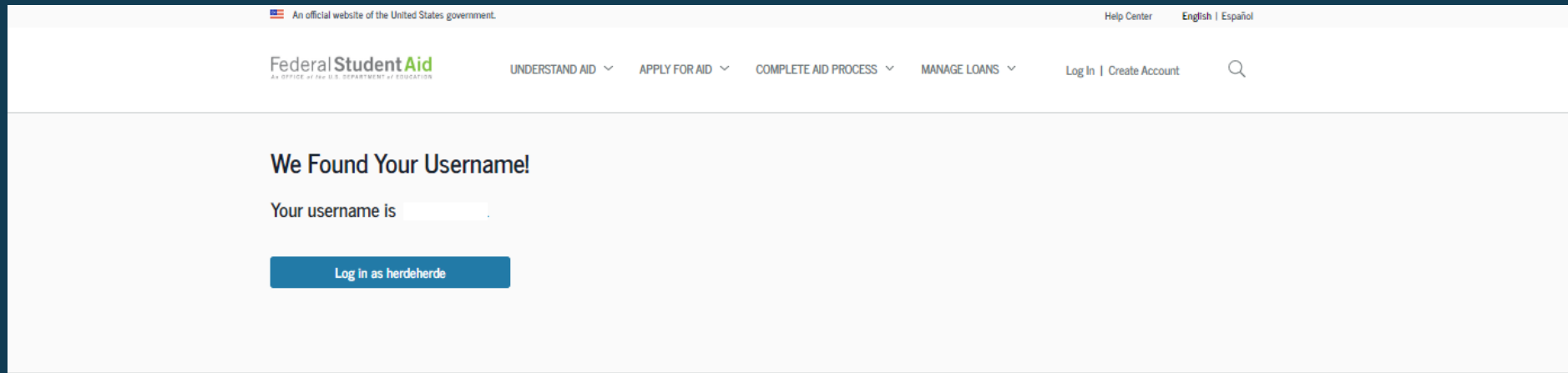
Retrieving username using text message

- If you selected “Text a secure code to my mobile phone,” a text message will be sent to your mobile phone and you will be taken to a page where you can enter a secure code.
- Enter the secure code under the “Enter the secure code below” box.

The screenshot shows the Federal Student Aid website's "Retrieve Your Username" page. A modal window titled "Secure Code Sent" is overlaid on the page. The modal contains the following text: "Secure Code Sent", "A text message containing a secure code was sent to the mobile phone number: *****2919", "Enter the secure code below." followed by a text input field, and a "[Resend Secure Code](#)" link. At the bottom of the modal are "Cancel" and "Continue" buttons. The background page is dimmed and shows the "Retrieve Your Username" heading, a selection of options (with "Text a secure code to my mobile phone" selected), a "Mobile Phone Number" input field, a "Date of Birth" section with "Month" and "Day" dropdowns, and other options like "Email a secure code" and "Answer my challenge questions".

Retrieving username using secure code

Once you enter the secure code, the following page will display with your username and a button to log in.



Retrieving username using challenge questions

If you prefer to retrieve your username by answering your challenge questions, select “Answer my challenge questions.” Enter your last name, Social Security number, and full date of birth. Then, select the “Continue” button.

The screenshot shows the Federal Student Aid website interface. At the top, there is a navigation bar with the logo, menu items (UNDERSTAND AID, APPLY FOR AID, COMPLETE AID PROCESS, MANAGE LOANS), and links for Help Center, English | Español, Log In, and Create Account. The main content area is titled "Retrieve Your Username" and asks the user to "Select one of the following options:". Three options are presented in a list: "Text a secure code to my mobile phone.", "Email a secure code.", and "Answer my challenge questions." The third option is highlighted with a blue border. Below this option, there are three input fields: "Last Name", "Social Security Number (SSN)", and "Date of Birth". The "Date of Birth" field is split into "Month", "Day", and "Year" sub-fields. At the bottom of the form, there are "Cancel" and "Continue" buttons.




An official website of the United States government. Help Center English | Español

Federal Student Aid
An Office of the U.S. Department of Education

UNDERSTAND AID ▾ APPLY FOR AID ▾ COMPLETE AID PROCESS ▾ MANAGE LOANS ▾ Log In | Create Account

Retrieve Your Username

Select one of the following options:

-  Text a secure code to my mobile phone.
-  Email a secure code.
-  Answer my challenge questions.

Last Name

Social Security Number (SSN)

Date of Birth

Month Day Year

Retrieving username using challenge questions

- You'll be taken to a page where you'll need to answer some of your challenge questions.
- After answering the challenge questions, you'll be taken to a page that displays your username.

The screenshot shows the Federal Student Aid website interface. At the top, it says "An official website of the United States government." and "Help Center English | Español". The main header includes "Federal Student Aid" and "UNDERSTAND AID". The page title is "Retrieve Your Username" with the instruction "Select one of the following options:". There are three options: "Text a secure code to my mobile phone.", "Email a secure code.", and "Answer my challenge questions." (highlighted with a blue border). The "Answer my challenge questions" option is selected, and a modal window titled "Answer Your Challenge Questions" is open. The modal contains two questions: "What was the place/location of your senior prom?" and "What was the name of your first pet?". Each question has a text input field and a "Show Answer" button. At the bottom of the modal are "Cancel" and "Continue" buttons. In the background, the "Answer my challenge questions" form is partially visible, showing fields for "Last Name", "Social Security Number (SSN)", and "Date of Birth" (Month, Day, Year).

Forgot password

Select “Forgot My Password” link at the log-in screen.

An official website of the United States government. Help Center English | Español

Federal Student Aid An OFFICE of the U.S. DEPARTMENT of EDUCATION UNDERSTAND AID APPLY FOR AID COMPLETE AID PROCESS MANAGE LOANS Log In | Create Account

Log In

FSA ID Username, Email, or Mobile Phone

[Forgot My Username](#)

Password

Show Password

[Forgot My Password](#)

Log In

OR

Create an Account

reset password

You can reset your password by providing your username, verified email address, or verified mobile phone number along with the month and day of your date of birth.

The screenshot shows the 'Reset Your Password' page on the Federal Student Aid website. At the top, there is a navigation bar with the Federal Student Aid logo, a search icon, and links for 'Log In | Create Account'. Below the navigation bar, the page title 'Reset Your Password' is displayed. The main content area contains the instruction 'Enter the following information to look up your account:'. There are two input sections: 'FSA ID Username, Email, or Mobile Phone' with a single text input field and a help icon; and 'Date of Birth' with two separate input fields for 'Month' and 'Day', each with a help icon. At the bottom of the form, there are two buttons: 'Cancel' and 'Continue'.

An official website of the United States government. Help Center English | Español

Federal Student Aid An OFFICE of the U.S. DEPARTMENT of EDUCATION UNDERSTAND AID APPLY FOR AID COMPLETE AID PROCESS MANAGE LOANS Log In | Create Account

Reset Your Password

Enter the following information to look up your account:

FSA ID Username, Email, or Mobile Phone

Date of Birth

Month Day

Cancel Continue

reset password

You can reset your password by

- having a secure code emailed to you,
- having a secure code texted to you, or
- answering your challenge questions.

Note: When you reset your password using your challenge questions, for security purposes, there is a 30-minute delay before you can log in to your account.




An official website of the United States government. Help Center English | Español

Federal Student Aid
An OFFICE of the U.S. DEPARTMENT of EDUCATION

UNDERSTAND AID ▾ APPLY FOR AID ▾ COMPLETE AID PROCESS ▾ MANAGE LOANS ▾ Log In | Create Account

Reset Your Password

Choose a reset option:

-  Text a secure code to my mobile phone.
-  Email a secure code.
-  Answer my challenge questions.

IMPORTANT
You will need to create a new password.

Cancel Continue

Create new password

Create a new password. Your password can't include your name, date of birth, or Social Security number.

The screenshot shows the 'Create a New Password' page on the Federal Student Aid website. At the top, there is a navigation bar with the Federal Student Aid logo, a search icon, and links for 'Log In | Create Account'. Below the navigation bar, the page title 'Create a New Password' is displayed. A message instructs the user to enter a new password that does not include their name, date of birth, or Social Security number. There are two password input fields: 'New Password' and 'Confirm New Password'. Each field has a 'Show Password' button and a help icon. Below the 'New Password' field, there are four password requirements listed with checkmarks: 'Uppercase', 'Lowercase', 'Number', and '8+ characters'. At the bottom of the form, there are two buttons: 'Cancel' and 'Finish'.

An official website of the United States government. Help Center English | Español

Federal StudentAid
An OFFICE of the U.S. DEPARTMENT of EDUCATION

UNDERSTAND AID ▾ APPLY FOR AID ▾ COMPLETE AID PROCESS ▾ MANAGE LOANS ▾ Log In | Create Account

Create a New Password

Enter your new password below. It may not include your name, date of birth, or Social Security number. Do not use a password you've used before.

New Password

Show Password ?

- ✓ Uppercase
- ✓ Lowercase
- ✓ Number
- ✓ 8+ characters

Confirm New Password

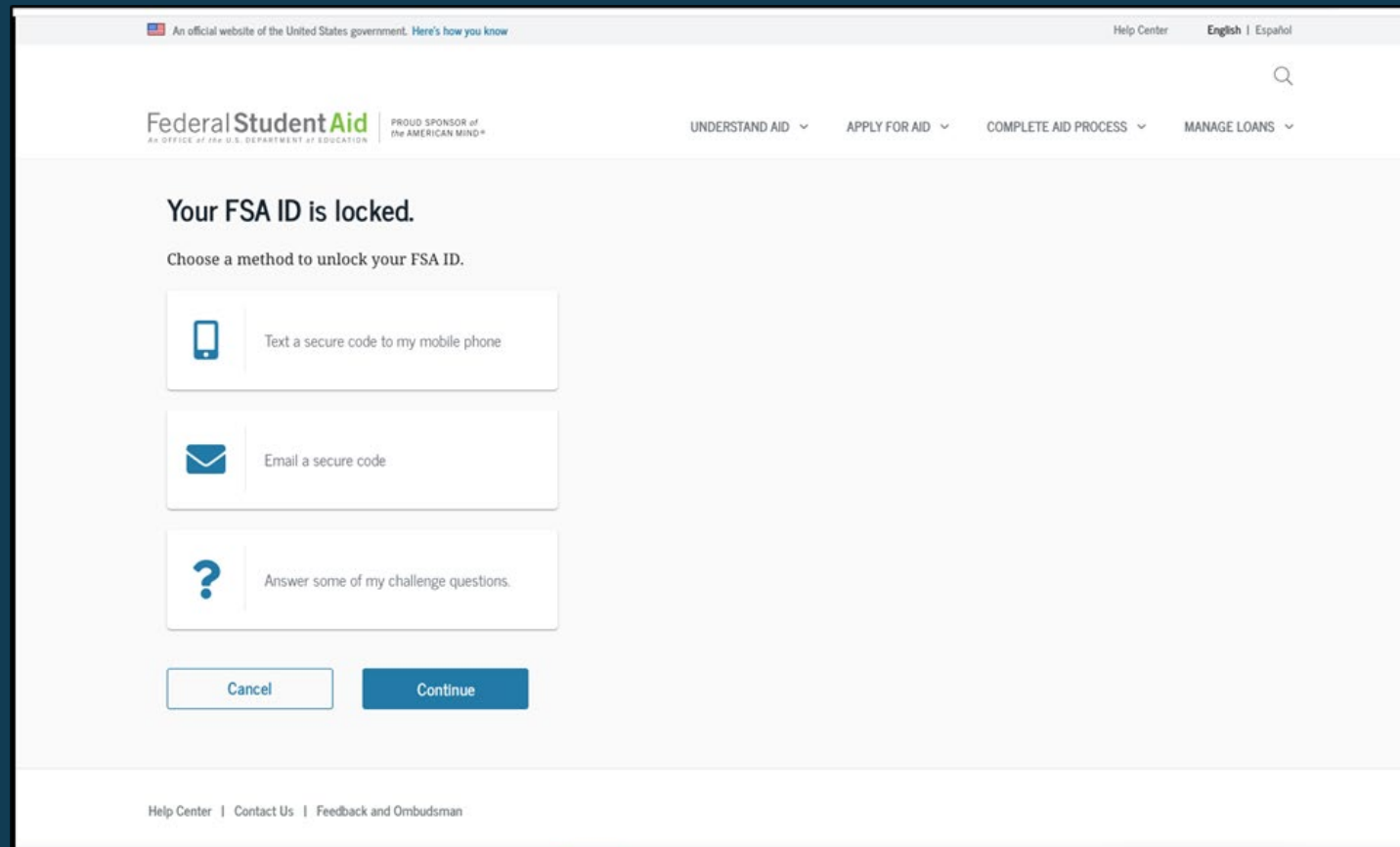
Show Password ?

Cancel Finish

What to do if you're locked out of your Account

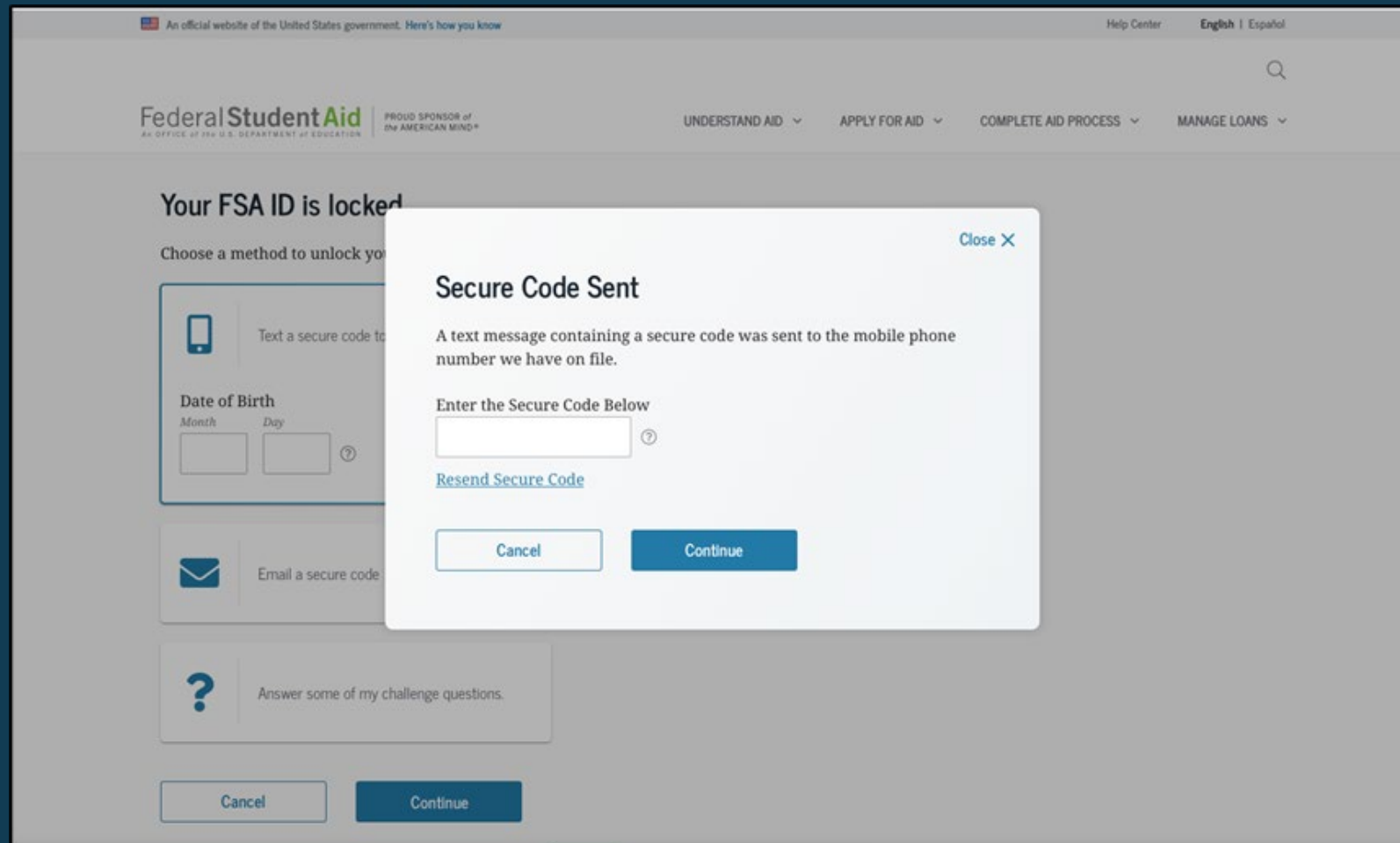
Locked out

If you've been locked out of your account for providing the wrong username or password, you'll need to select an option to unlock your account and provide the date of birth (month and day) associated with the account.



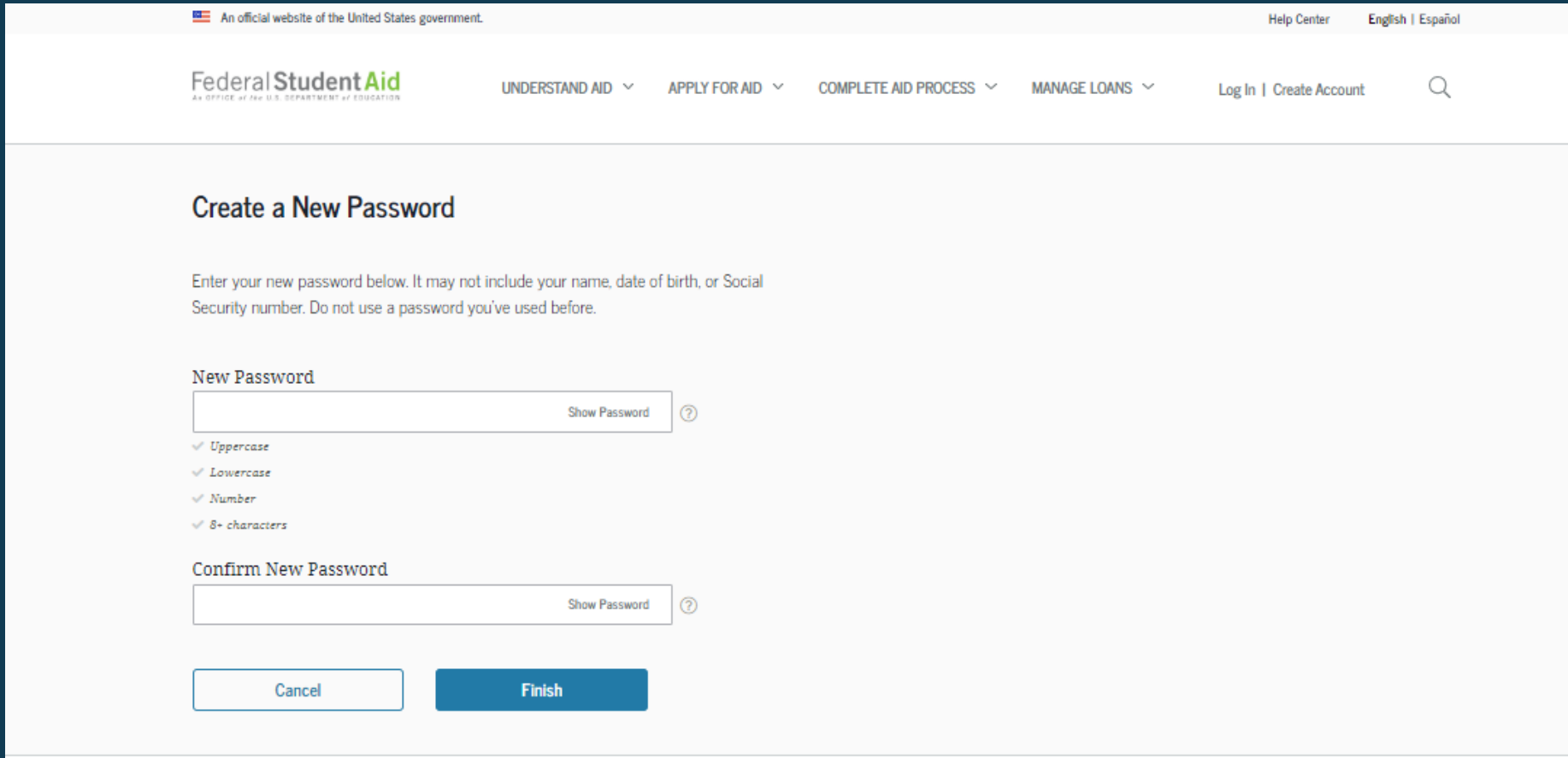
Locked out

If you unlock your account using either the email or mobile phone option, you must enter your date of birth.



Locked out

Once you successfully enter the secure code or answer your challenge questions, you'll be taken to the screen to change your password.



The screenshot shows the 'Create a New Password' page on the Federal Student Aid website. At the top, there is a navigation bar with the Federal Student Aid logo, a search icon, and links for 'Log In | Create Account'. Below the navigation bar, the page title 'Create a New Password' is displayed. A message instructs the user to enter a new password that does not include their name, date of birth, or Social Security number, and to avoid using a previously used password. The form consists of two password input fields: 'New Password' and 'Confirm New Password'. Each field has a 'Show Password' toggle and a help icon. Below the 'New Password' field, there are four password requirements listed with checkmarks: 'Uppercase', 'Lowercase', 'Number', and '8+ characters'. At the bottom of the form, there are two buttons: 'Cancel' and 'Finish'.

An official website of the United States government. Help Center English | Español

Federal Student Aid AN OFFICE OF THE U.S. DEPARTMENT OF EDUCATION UNDERSTAND AID APPLY FOR AID COMPLETE AID PROCESS MANAGE LOANS Log In | Create Account

Create a New Password

Enter your new password below. It may not include your name, date of birth, or Social Security number. Do not use a password you've used before.

New Password Show Password ?

- ✓ Uppercase
- ✓ Lowercase
- ✓ Number
- ✓ 8+ characters

Confirm New Password Show Password ?

Cancel Finish

Locked out

Once you enter a new password and reenter it successfully, you'll receive this message.

An official website of the United States government. [Here's how you know](#) Help Center **English** | Español

Log In | Create Account

Federal Student Aid | PROUD SPONSOR of the AMERICAN MIND®
AN OFFICE OF THE U.S. DEPARTMENT OF EDUCATION

UNDERSTAND AID ▾ APPLY FOR AID ▾ COMPLETE AID PROCESS ▾ MANAGE LOANS ▾

✔ You've successfully unlocked your FSA ID. You may now log in to your account.

Log In

FSA ID Username, Email, or Phone ?

[Forgot My Username](#)

Password ?

SHOW PASSWORD

[Forgot My Password](#)

[Log In](#)

or

[Create an Account](#)

Where to get more information

Additional details on account username and password, including answers to frequently asked questions and tips on creating an account username and password, can be found in the Help Center under the “Managing Your Account” section at [StudentAid.gov\help-center\answers\topic\managing_your_account\articles](https://studentaid.gov/help-center/answers/topic/managing_your_account/articles).

Financial Aid for 2021-22



Types of Applications

- FAFSA/FOTW www.fafsa.gov
 - Free Application for Federal Student Aid / FAFSA on the Web
 - Standard Priority Deadline: Between Jan 1 and March 2
 - Some schools may have an earlier deadline for institutional aid
- Cal Dream App <https://dream.csac.ca.gov/>
 - For AB540 and DACA students- state aid, not federal aid

Applications are available as of 10/1/2020, for the 21-22 year!

- CSS/Financial Aid Profile <https://profileonline.collegeboard.org>
 - Available as early as October 1, for some private colleges
 - Not required by all schools

FAFSA on the Web

www.fafsa.gov

The screenshot shows the FAFSA on the Web homepage. At the top, it features the 'Federal Student Aid' logo with 'FAFSA.gov' and 'An OFFICE OF THE U.S. DEPARTMENT OF EDUCATION'. There are language options for 'English' and 'Español', and a search bar for 'FAFSA Help'. The main heading is 'Need money for college?' followed by the text: 'Complete the FAFSA® (Free Application for Federal Student Aid) form to apply for financial aid for college, career school, or graduate school.' Below this, there are two columns: 'NEW TO FAFSA.GOV?' with a 'START HERE >' button, and 'RETURNING USER?' with a 'LOG IN >' button. The returning user section lists: 'Make a correction', 'Add a school', and 'View your Student Aid Report (SAR)'.

Dream App

<https://dream.csac.gov.gov>

The screenshot shows the California Dream Act website. At the top, it features the 'CA.GOV' logo and 'California Student Aid Commission'. There are navigation links for 'Home', 'CA.GOV', 'CSAC.CA.GOV', 'Privacy Policy', and 'Help'. The main heading is 'CALIFORNIA DREAM ACT Apply by March 2'. Below this, there is a text box: 'The California Dream Act Application allows students enrolled in eligible California Colleges, Universities and Career Education Programs to apply for state financial aid. This application is unrelated to the federal Deferred Action for Childhood Arrivals (DACA) program.' A photo of a young woman is on the right. Below the photo, there is a link: 'Check out our California Dream Act information & resources.' Underneath, there is an 'Announcements' section with a warning icon and two bullet points: 'To apply for a Cal Grant submit a California Dream Act Application by March 2.' and 'Due to scheduled site maintenance, the on-line California Dream Act Application will be unavailable every Wednesday and Sunday from 11:30 p.m. to 2:30 a.m. (PST). We apologize for any inconvenience this may cause.' Below the announcements, there are three columns: 'New To The California Dream Act?' with a 'Start A New Application' button, 'Provide a Parent Signature' with a 'Sign Student Application' button, and 'Returning User?' with a 'Login' button. At the bottom, there is a disclaimer: 'The California Student Aid Commission has strict security and confidentiality policies and procedures in place to protect the integrity and confidentiality of student records. The California Student Aid Commission has not now, or in the past, shared any information which would indicate a student's immigration status, either documented or undocumented. The California Student Aid Commission also adheres to the Family Educational Rights and Privacy Act (FERPA) (20 U.S.C. § 1232g; 34 CFR Part 99), a Federal law that protects the privacy of student education records. Pursuant to section 502 of the California Penal Code and Public Law 99-474, Title 18, United States Code unauthorized access to applicant information will be prosecuted to the fullest extent of the law.' At the very bottom, there is a footer with 'Copyright © 2015 State of California' and 'CA.BD.1'.

Student Aid Report

- Electronically sent within 3-5 days if FAFSA was submitted online with a valid email address
- Filers (with a valid email address) get an email from ***Federal Student Aid*** with subject ***“FAFSA Results...”***
- Sent by U.S. Postal mail within 3 weeks if the FAFSA (online or paper) was submitted without a valid email address
- Provides all the information provided on the FAFSA, including the colleges where the info is being sent

Check your email often!!!

CSS Profile

<https://cssprofile.collegeboard.org/>

CSS Profile

[Home](#)

[Getting Started](#)

[Fee Waivers](#)

[Divorced or Separated Families](#)

[International Applicants](#)



Apply with CSS Profile

Each year CSS Profile gives access to more than \$9 billion for thousands of undergraduate, graduate and professional students.

[Sign In to Fall 2020/Spring 2021](#)



Check participating Schools and Scholarships



Learn how to apply



View our Student Guide

Calculating Financial



Expected Family Contribution (EFC)

- EFC is an index number used to determine how much financial aid a student would receive
- The calculation uses a formula that considers **taxed & untaxed income, assets & some benefits** (such as unemployment & Social Security), **family size & number in college**
- Need analysis is the consistent formula used in determining a family's EFC

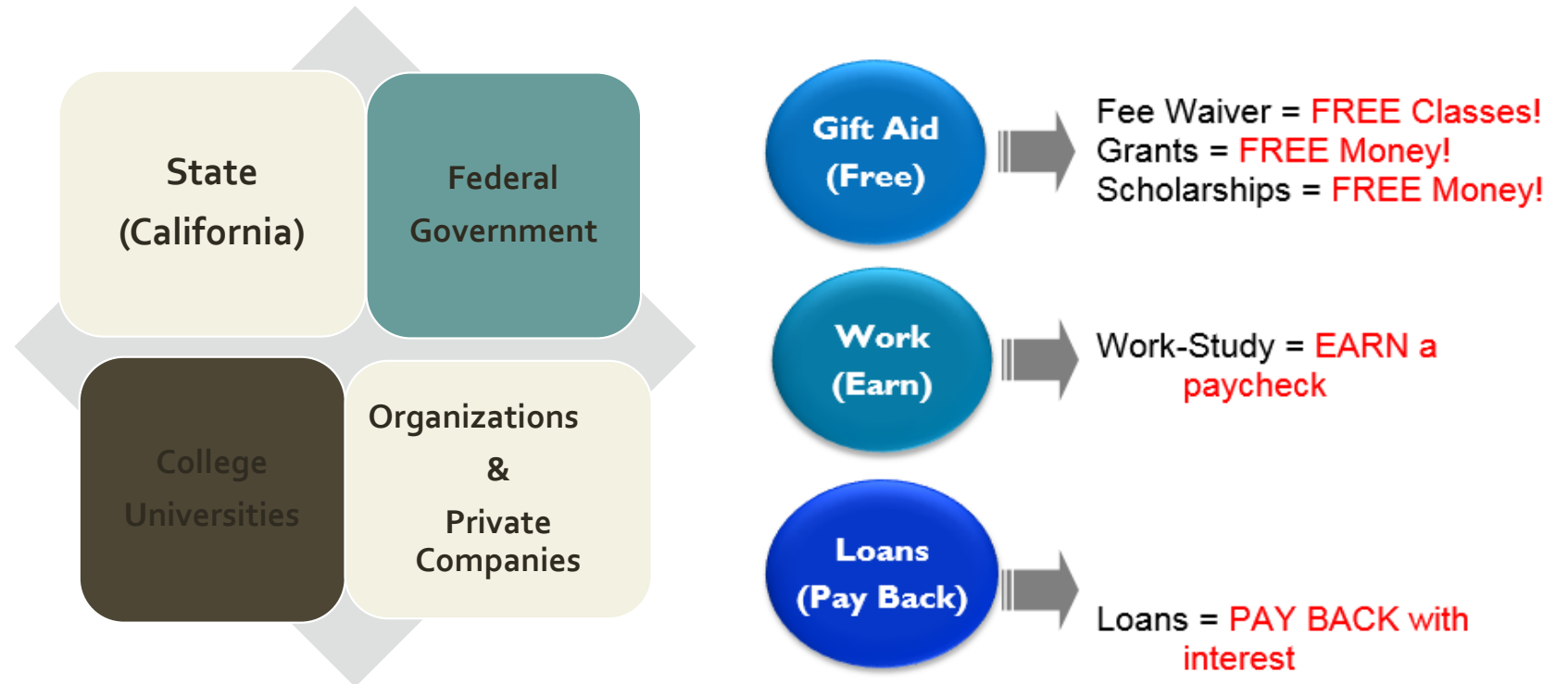


Cost of Attendance (COA)

Standard Costs	Optional Costs
Tuition and fees	Student loan fees
Room and board	Study-abroad
Books and Supplies	Disability-related services
Transportation	Employment expenses for co-op study
Miscellaneous personal expenses	Child or dependent care

Note: Costs vary from institution to institution (and year to year).

Sources and Types of Aid



Need-Based Aid Federal Programs

Program	Award Amount	Notes
Pell Grant	Up to \$6,345	Lifetime Eligibility 600% (max)
FSEOG (grant)	\$100 to \$4,000	Priority to Pell eligible students
TEACH Grant	Up to \$4,000	Requires service contract otherwise converts to unsubsidized loan
Work Study	Varies by school	On and off-campus employment
Subsidized Direct Loan	\$3,500- \$5,500 (Based on grade level)	Interest subsidy during periods of enrollment of at least ½ time. Currently 2.75% int rate.

Need-Based Aid California Programs

California Programs	Award Amount
Cal Grant A and B (tuition/fees)	Up to \$12,570 (Public); \$9084 (Independents); \$4,000 (For Profit)
Cal Grant B Access Award	\$1,656 (at all schools) CC - additional grants for FT (12-15 units)
Cal Grant C	Up to \$3,009 at non CC \$1,094 at CC + additional grant for FT
Chafee Grant (Former Foster Youth)	Up to \$5000
UC Grant	\$100 or more
UC Blue & Gold Opportunity	Covers full system-wide fees
California State University Grant	Covers full system-wide fees
California College Promise Grant (CCPG)	Covers all Enrollment Fees at CCs

Student Loans

Direct Stafford Loan Limits (Subsidized and Unsubsidized)

	Undergraduate students		Graduate students
	Dependent ¹	Independent ²	
1st-year	\$5,500 (\$3,500)³	\$9,500 (\$3,500)	\$20,500 (\$8,500⁴) for each year
2nd-year	\$6,500 (\$4,500)	\$10,500 (\$4,500)	
3rd- and 4th-year	\$7,500 (\$5,500)	\$12,500 (\$5,500)	
Aggregate	\$31,000 (\$23,000)	\$57,500 (\$23,000)	\$138,500⁵ (\$65,500)

Non-Need Based Aid

- **Unsubsidized Direct Loan**

- Interest accrues while student is enrolled- can be paid while in school or added at repayment
- Interest is fixed- currently **2.75%** (7/1/20-6/30/21)
- Principal payment deferred until 6 months after graduating

- **Private Loans**

- Credit based, interest can be fixed or variable
- Usually requires a co-signer

- **Parent PLUS Loan**

- Subject to credit check- no adverse credit history
- Loan limits: COA less other aid
- Interest is fixed- currently **5.23%**; fees up to 4%
- Repayment may begin while the student is in school or can be deferred until after graduation.

Scholarships

- College websites
- Outside searches
 - ✓ www.scholarshipexperts.com
 - ✓ www.fastweb.com
 - ✓ www.scholarships.com
 - ✓ <https://bigfuture.collegeboard.org/scholarship-search>

Don't pay money to get money in searching for scholarships or applying for financial aid!

Lets get started!

https://studentaid.gov/h/apply-for-aid/fafsa

The screenshot shows the Federal Student Aid website interface. At the top, it identifies itself as an official U.S. government website and provides navigation links for 'Help Center' and 'English | Español'. The main navigation bar includes 'UNDERSTAND AID', 'APPLY FOR AID', 'COMPLETE AID PROCESS', and 'MANAGE LOANS', along with a search icon. The central content area is split into two columns. The left column features a large heading 'Complete the FAFSA® Form' with a sub-heading 'Use the Free Application for Federal Student Aid (FAFSA®) form to apply for financial aid for college or graduate school.' The right column has two sections: 'New to the FAFSA® Process?' with a 'Start Here' button, and 'Returning User?' with links for 'Correct info | Add a school' and a 'Log In' button. Below this is a section for 'FAFSA® Announcements' with a sub-heading 'Changes to Your Family's Financial Situation' and a paragraph of text explaining that significant financial changes may affect aid eligibility and that users should contact their school for more information.

An official website of the United States government. Help Center English | Español

Federal Student Aid
AN OFFICE OF THE U.S. DEPARTMENT OF EDUCATION

UNDERSTAND AID ▾ APPLY FOR AID ▾ COMPLETE AID PROCESS ▾ MANAGE LOANS ▾

Complete the FAFSA® Form

Use the *Free Application for Federal Student Aid* (FAFSA®) form to apply for financial aid for college or graduate school.

New to the FAFSA® Process?

Completing the FAFSA form is free. Fill it out now.

Start Here

Returning User?

Correct info | Add a school

View your *Student Aid Report* (SAR)

Log In

FAFSA® Announcements

Changes to Your Family's Financial Situation

If your or your family's financial situation has changed significantly from what is reflected on your federal income tax return (for example, if you've lost a job or otherwise experienced a drop in income), you may be eligible to have your financial aid adjusted. Complete the FAFSA questions as instructed on the application (including the transfer of tax return and income information), submit your FAFSA form, then contact the school you plan to attend to discuss how your current financial situation has changed. Note that the school's decision is final and cannot be appealed to the U.S. Department of Education. Visit [StudentAid.gov/coronavirus](https://studentaid.gov/coronavirus) for more information.

FAFSA® Deadlines

Many states and colleges set priority deadlines by which you must submit the FAFSA form to be considered for the aid programs they administer.

There is also a federal deadline each academic year.

Select your state of legal residence and the school year for which you're applying for federal student aid.

State

Year

[View Deadlines](#)

[View All State FAFSA Deadlines](#)



Complete the Form

Completing the FAFSA form has never been easier. Get an overview of what you'll need and the steps involved.

[Review what to expect](#)



Find FAFSA Help

Learn how to fill out the FAFSA form and browse common FAFSA help topics.

[Get FAFSA help](#)



Renew Your Form

You must submit a FAFSA form for each school year in which you want to be considered for federal student aid.

[Get info on FAFSA renewal](#)

[Help Center](#) | [Contact Us](#) | [Feedback Center](#)

UNDERSTAND AID

- [How Financial Aid Works](#)
- [Types of Aid](#)
- [Financial Aid Eligibility](#)
- [Estimate Your Aid](#)
- [Complete Financial Awareness Counseling](#)

APPLY FOR AID

- [Complete the FAFSA® Form](#)
- [Apply for a Grad PLUS Loan](#)
- [Apply for a Parent PLUS Loan](#)

COMPLETE AID PROCESS

- [How Aid Is Calculated](#)
- [Comparing School Aid Offers](#)
- [Accepting Financial Aid](#)
- [Receiving Financial Aid](#)
- [Complete Annual Student Loan Acknowledgement](#)
- [Complete a Master Promissory Note](#)
- [Complete Entrance Counseling](#)
- [Complete TEACH Grant Counseling and Agreement to Serve](#)

MANAGE LOANS

- [About Loan Repayment](#)
- [Complete Exit Counseling](#)
- [Make a Payment](#)
- [Consolidate My Loans](#)
- [Apply for Income-Driven Repayment](#)
- [Qualify for Loan Forgiveness](#)
- [Delinquency and Default](#)

MORE INFO

- [Announcements & Events](#)
- [Articles](#)
- [Data Center](#)
- [Resources](#)
- [Teacher Cancellation Low Income \(TCLI\) Directory](#)

Figure out which repayment plan is best for you

[Loan Simulator](#)

Login

Login

Log in to the FAFSA

Only students may use their FSA ID to log in. Parents and others can start a FAFSA for a student by entering the student's identifiers. Parents and others can also work on a FAFSA form or correction the student started using the Save Key that the student made. [Help for parents.](#)

Form Approved
OMB No. 1845-0001
App. Exp. 12/31/2022

I am the student

OR

I am a parent, preparer, or student from a
Freely Associated State

NEXT 

Site Last Updated: Sunday, September 29, 2019

Download [Adobe Reader](#)

©2010 fafsa.gov. All rights reserved.

Login

Log in to the FAFSA

Only students may use their FSA ID to log in. Parents and others can start a FAFSA for a student by entering the student's identifiers. Parents and others can also work on a FAFSA form or correction the student started using the Save Key that the student made. [Help for parents.](#)

Form Approved
OMB No. 1845-0001
App. Exp. 12/31/2022

I am the student

OR

I am a parent, preparer, or student from a Freely Associated State

Do not log in with the FSA ID if you are not the student.

Don't have an FSA ID? [Create one](#) or login using the [student's identifiers](#).

Student's FSA ID Username, E-mail Address, or Mobile Number ?

BenTest2020

[Forgot Username](#)

The student's FSA ID Password ?

[Forgot Password](#)

NEXT 

Site Last Updated: Sunday, September 29, 2019

Download [Adobe Reader](#)

©2010 fafsa.gov. All rights reserved.

Login

Log in to the FAFSA

Only students may use their FSA ID to log in. Parents and others can start a FAFSA for a student by entering the student's identifiers. Parents and others can also work on a FAFSA form or correction the student started using the Save Key that the student made. [Help for parents.](#)

Form Approved
OMB No. 1845-0001
App. Exp. 12/31/2022

I am the student

OR

I am a parent, preparer, or student from a Freely Associated State

The student's first name ?

first

The student's full last name ?

last

The student's Social Security Number ?

__-__-__

Show SSN

[From a Freely Associated State?](#)

The student's date of birth (mmddyyyy) ?

06/06/2000

NEXT 

Site Last Updated: Sunday, September 29, 2019

Download [Adobe Reader](#)

©2010 fafsa.gov. All rights reserved.

Disclaimer

Warning

You are accessing a U.S. Federal Government computer system intended to be solely accessed by individual users expressly authorized to access the system by the U.S. Department of Education. Usage may be monitored, recorded, and/or subject to audit. For security purposes and in order to ensure that the system remains available to all expressly authorized users, the U.S. Department of Education monitors the system to identify unauthorized users. Anyone using this system expressly consents to such monitoring and recording. Unauthorized use of this information system is prohibited and subject to criminal and civil penalties. Except as expressly authorized by the U.S. Department of Education, unauthorized attempts to access, obtain, upload, modify, change, and/or delete information on this system are strictly prohibited and are subject to criminal prosecution under 18 U.S.C. § 1030, and other applicable statutes, which may result in fines and imprisonment. For purposes of this system, unauthorized access includes, but is not limited to:

- Any access by an employee or agent of a commercial entity, or other third party, who is not the individual user, for purposes of commercial advantage or private financial gain (regardless of whether the commercial entity or third party is providing a service to an authorized user of the system); and
- Any access in furtherance of any criminal or tortious act in violation of the Constitution or laws of the United States or any state.
- If system monitoring reveals information indicating possible criminal activity, such evidence may be provided to law enforcement personnel.

Site Last Updated: Sunday, September 29, 2019

Download [Adobe Reader](#)

©2010 fafsa.gov. All rights reserved.

Get Started

STUDENT INFORMATION

Welcome, first last!

Fill out your FAFSA form!

To receive federal student financial aid, you need to fill out a FAFSA every school year. Let's get started.

For which school year are you applying for financial aid?

If you are applying for a summer session, or just don't know which application to complete, check with the college you are planning to attend.

[Which school year should I choose?](#)

START 2021-2022 FAFSA

OR

START 2020-2021 FAFSA

FSA ID

Last Time, Date FSA ID Used:

FSA ID Status:

[User Account Management](#)

You can use your FSA ID to sign your FAFSA electronically or make corrections to your FAFSA.

Start Student's 2021-2022 FAFSA

STUDENT INFORMATION

Form Approved
OMB No. 1845-0001
App. Exp. 12/31/2022

Create a Save Key.

The Save Key is for temporary use for you or your parent to return and complete this specific FAFSA.

Create a Save Key



Re-enter Save Key



← MY FAFSA

NEXT →

Site Last Updated: Sunday, September 29, 2019

Download [Adobe Reader](#)

©2010 fafsa.gov. All rights reserved.

Introduction – 2021-2022 FAFSA

STUDENT INFORMATION

[Expand All](#)

> How can I get help completing my FAFSA?

Get help with each FAFSA question by clicking on the Help (?) icon. You can also search FAFSA Help or view the [FAFSA Help](#) page.

> How many steps does it take to complete?

> How long will it take to complete?

> Can I save my FAFSA if I can't finish it?

> Documents needed to complete the FAFSA

> Signing the FAFSA

> *FAFSA on the Web* Security and Privacy

NEXT 

Site Last Updated: Sunday, September 27, 2020

Download [Adobe Reader](#)

©2010 fafsa.gov. All rights reserved.

Personal Information for Student

Student Demographics | School Selection | Dependency Status | Parent Demographics | Parent Financials | Student Financials | Sign & Submit | Confirmation

STUDENT INFORMATION

✔ Application was successfully saved.

ℹ Because the FAFSA belongs to the student, "you" and "your" always (unless otherwise noted) refer to the student.

Your Social Security Number

472-20-2020

Your first name

first

Your middle initial

Your last name

last

Your date of birth

06/06/2000

← PREVIOUS

NEXT →

Student E-mail and Phone

Student DemographicsSchool SelectionDependency StatusParent DemographicsParent FinancialsStudent FinancialsSign & SubmitConfirmation

STUDENT INFORMATION

Your e-mail address ?

Re-enter your e-mail address ?

Your telephone number ?

Site Last Updated: Sunday, September 29, 2019 [Download Adobe Reader](#)

©2010 fafsa.gov. All rights reserved.

Student Address

Student Demographics

School Selection

Dependency Status

Parent Demographics

Parent Financials

Student Financials

Sign & Submit

Confirmation

STUDENT INFORMATION

Your permanent mailing address (include apt. number) ?

123 Oakdale Dr.

Your city (and country if not U.S.) ?

Coralville

Your state ?

Iowa ▼

Your ZIP code ?

52317|

← PREVIOUS

NEXT →

Site Last Updated: Sunday, September 29, 2019

Download [Adobe Reader](#)

©2010 fafsa.gov. All rights reserved.

Student Residency and Eligibility

Student DemographicsSchool SelectionDependency StatusParent DemographicsParent FinancialsStudent FinancialsSign & SubmitConfirmation

STUDENT INFORMATION

Have you lived in Iowa for at least 5 years? ?

Yes No

Are you a U.S. citizen? ?

Yes, I am a U.S. citizen (or U.S. national) ▼

← PREVIOUSNEXT →

Site Last Updated: Sunday, September 29, 2019 [Download Adobe Reader](#)

©2010 fafsa.gov. All rights reserved.

Student Residency and Eligibility

Student Demographics

School Selection

Dependency Status

Parent Demographics

Parent Financials

Student Financials

Sign & Submit

Confirmation

STUDENT INFORMATION

i You are eligible to transfer your FAFSA information into Iowa's state student aid application. Use the **Start your state application** link on the FAFSA confirmation page to transfer your information.

Note: This feature is only displayed once on the confirmation page after submitting your FAFSA.

Have you lived in Iowa for at least 5 years? ?

Yes No

Are you a U.S. citizen? ?

Yes, I am a U.S. citizen (or U.S. national) ▼

← PREVIOUS

NEXT →

Site Last Updated: Sunday, September 29, 2019

Download [Adobe Reader](#)

©2010 fafsa.gov. All rights reserved.

Student Education

Student Demographics
School Selection
Dependency Status
Parent Demographics
Parent Financials
Student Financials
Sign & Submit
Confirmation

STUDENT INFORMATION

What will your high school completion status be when you begin college in the 2020-2021 school year? ?

High school diploma ▼

What college degree or certificate will you be working on when you begin the 2020-2021 school year? ?

1st bachelor's degree ▼

Will you have your first bachelor's degree before you begin the 2020-2021 school year? ?

Yes No

What will your college grade level be when you begin the 2020-2021 school year? ?

Never attended college/1st yr. ▼

Are you interested in being considered for work-study? ?

Yes No Don't know

← PREVIOUS
NEXT →

Site Last Updated: Sunday, September 29, 2019 [Download Adobe Reader](#)

©2010 fafsa.gov. All rights reserved.

Student Selective Service

Student DemographicsSchool SelectionDependency StatusParent DemographicsParent FinancialsStudent FinancialsSign & SubmitConfirmation

STUDENT INFORMATION

Are you male or female? ?

Male Female

i Most male citizens and male immigrants must register with the Selective Service System to receive federal student aid.

Are you registered with the Selective Service System? ?

Yes No

Do you want us to register you with the Selective Service System? ?

Yes No

← PREVIOUSNEXT →

Site Last Updated: Sunday, September 29, 2019 [Download Adobe Reader](#)

©2010 fafsa.gov. All rights reserved.

Student Driver's License

Student DemographicsSchool SelectionDependency StatusParent DemographicsParent FinancialsStudent FinancialsSign & SubmitConfirmation

STUDENT INFORMATION

Your driver's license number (if you have one) ?

Your driver's license state ?

Select ▼

+ PREVIOUS NEXT ->

Site Last Updated: Sunday, September 29, 2019 [Download Adobe Reader](#)

©2010 fafsa.gov. All rights reserved.

Student Foster Care and Parent Education Completion

Student DemographicsSchool SelectionDependency StatusParent DemographicsParent FinancialsStudent FinancialsSign & SubmitConfirmation

STUDENT INFORMATION

Are you a foster youth or were you at any time in the foster care system? ?

Yes No

Highest school completed by Parent 1 ?

High School

Highest school completed by Parent 2 ?

College or beyond

← PREVIOUSNEXT →

Site Last Updated: Sunday, September 29, 2019 [Download Adobe Reader](#)

©2010 fafsa.gov. All rights reserved.

Search for High School

Student Demographics

School Selection

Dependency Status

Parent Demographics

Parent Financials

Student Financials

Sign & Submit

Confirmation

STUDENT INFORMATION

✔ Application was successfully saved.

i Because the FAFSA belongs to the student, "you" and "your" always (unless otherwise noted) refer to the student.

i Enter the name, city, and state of your high school, then click **Search**. **?**

What is the name of your high school?

West

In what city is your high school located?

Iowa City

In what state is your high school located?

Iowa

SEARCH 🔍

← PREVIOUS

NEXT →

Site Last Updated: Sunday, September 29, 2019

Download [Adobe Reader](#)

©2010 fafsa.gov. All rights reserved.

High School Search Results

Student Demographics

School Selection

Dependency Status

Parent Demographics

Parent Financials

Student Financials

Sign & Submit

Confirmation

STUDENT INFORMATION

We found 31 results that meet your criteria. Click the **Select** link next to the correct high school to add it to your application.

To narrow your results click **New Search** and change the information in the entry fields to better clarify your request.

If your high school is not listed, click **Next** to continue and make sure the high school name, city and state have all been entered correctly.

Search Results: 1 to 31 of 31.

SELECT	School Name: West High School City: Sioux City
SELECT	School Name: West Senior High School City: Iowa City
SELECT	School Name: West High School City: Davenport
SELECT	School Name: West High School City: Waterloo
	School Name: West Bend-mallard High School

« « 1 » »


NEW SEARCH


NEXT

Search for Colleges


[Student Demographics](#)
[School Selection](#)
[Dependency Status](#)
[Parent Demographics](#)
[Parent Financials](#)
[Student Financials](#)
[Sign & Submit](#)
[Confirmation](#)


STUDENT INFORMATION

 first, based on the information you provided, we have determined that you may qualify for federal student aid. Continue through the application for us to determine how much aid you can receive.

 Here's where you'll search for the colleges to which you'd like to send your FAFSA information. You can add up to 10 colleges at a time to your FAFSA. If you're applying to more than 10 colleges, [follow these instructions](#).

Make sure you add ALL colleges you're interested in, even if you haven't applied or been accepted yet.


 Complete the fields below to search for a college to add to your FAFSA.

Do you know the college's [Federal School Code](#)? 


Yes
 No

State 

Iowa 


City (optional) 

Iowa City

School Name (optional) 

SEARCH TIPS 

← PREVIOUS

SEARCH 

College Search Results

[Student Demographics](#)
[School Selection](#)
[Dependency Status](#)
[Parent Demographics](#)
[Parent Financials](#)
[Student Financials](#)
[Sign & Submit](#)
[Confirmation](#)

STUDENT INFORMATION

i You can add up to 10 colleges to your FAFSA.

All of the information you include on your FAFSA, with the exception of the list of colleges, will be sent to each of the colleges you list. In addition, all of your FAFSA information, including the list of colleges, will be sent to your state grant agency.

i To select schools from the Search Results, click the checkbox to the left of each school you'd like to add to your FAFSA, then click **Next** or **Add More Schools** to continue.

Search Results: 1 to 1 of 1.

Sort By: Best Match

School Name: [University Of Iowa](#)
 City: Iowa City State: IA Federal School Code: 001892

1

ADD MORE SCHOOLS 🔍

Selected Colleges and Housing Plans

Student Demographics School Selection Dependency StatusParent DemographicsParent FinancialsStudent FinancialsSign & SubmitConfirmation

STUDENT INFORMATION

For each school listed, select the appropriate housing plan from the dropdown list.

School Name: University Of Iowa

Federal School Code: 001892

Housing Plans

On Campus ▾

[VIEW COLLEGE INFO](#)

ADD MORE SCHOOLS

← PREVIOUS

NEXT →

Site Last Updated: Sunday, September 29, 2019 [Download Adobe Reader](#)

©2010 fafsa.gov. All rights reserved.

Student Marital Status

Student Demographics School Selection Dependency Status Parent Demographics Parent Financials Student Financials Sign & Submit Confirmation

STUDENT INFORMATION

What is your marital status as of today? ?

I am single ▼

← PREVIOUS NEXT →

Site Last Updated: Sunday, September 29, 2019 [Download Adobe Reader](#)

©2010 fafsa.gov. All rights reserved.

Does Student Have Dependents?

Student Demographics School Selection Dependency Status Parent Demographics Parent Financials Student Financials Sign & Submit Confirmation

STUDENT INFORMATION

Do you now have or will you have children who will receive more than half of their support from you between July 1, 2021 and June 30, 2022? ?

Yes No

Do you have dependents (other than your children or spouse) who live with you and who receive more than half of their support from you, now and through June 30, 2022? ?

Yes No

← PREVIOUS NEXT →

Site Last Updated: Sunday, September 29, 2019 Download [Adobe Reader](#)

©2010 fafsa.gov. All rights reserved.

Student Additional Dependency Questions

Student Demographics
School Selection
Dependency Status
Parent Demographics
Parent Financials
Student Financials
Sign & Submit
Confirmation

STUDENT INFORMATION

Answer the following questions to determine if you are required to provide information about your parents on your FAFSA. Check all that apply or check **None of the above**. ?

- Are you currently serving on active duty in the U.S. Armed Forces for purposes other than training?
- Are you a veteran of the U.S. Armed Forces?
- At any time since you turned age 13, were both your parents deceased, were you in foster care, or were you a dependent or ward of the court?
- As determined by a court in your state of legal residence, are you or were you an emancipated minor?
- Does someone other than your parent or stepparent have legal guardianship of you, as determined by a court in your state of legal residence?
- None of the above

← PREVIOUS
NEXT →

Site Last Updated: Sunday, September 29, 2019 Download [Adobe Reader](#)

©2010 fafsa.gov. All rights reserved.

Student Homelessness Filter Question

Student Demographics ✓School Selection ✓Dependency Status ✎Parent DemographicsParent FinancialsStudent FinancialsSign & SubmitConfirmation

STUDENT INFORMATION

On or after July 1, 2020, were you homeless or were you self-supporting and at risk of being homeless? ?

Yes No

← PREVIOUSNEXT →

Site Last Updated: Sunday, September 28, 2019 Download [Adobe Reader](#)

©2010 fafsa.gov. All rights reserved.

Dependent Student

Student Demographics School Selection Dependency Status Parent Demographics Parent Financials Student Financials Sign & Submit Confirmation

✓ ✓ ✎

STUDENT INFORMATION

Based on your answers to the dependency status questions, **you are considered a dependent student. This means you must provide [parental](#) information.** Select "I will provide information about my parent(s)" and click **Next** to continue filling out your FAFSA.

If you have a special circumstance and are unable to provide parental information, under very limited circumstances, you may be able to submit your FAFSA without parental information. Select "I am unable to provide information about my parent(s)" and click **Next** to get additional information. ?

I will provide information about my parent(s)

I am unable to provide information about my parent(s)

← PREVIOUS NEXT →

Site Last Updated: Sunday, September 29, 2019 Download [Adobe Reader](#)

©2010 fafsa.gov. All rights reserved.

Parent Marital Status

Student Demographics School Selection Dependency Status Parent Demographics Parent Financials Student Financials Sign & Submit Confirmation

PARENT INFORMATION

✔ Application was successfully saved.

ℹ Because the FAFSA belongs to the student, "you" and "your" always (unless otherwise noted) refer to the student.

As of today, what is the marital status of your [parents](#)? ?

Married or Remarried ▼

When did your parents get married or remarried? ?

06/1999

← PREVIOUS NEXT →

Site Last Updated: Sunday, September 27, 2020 [Download Adobe Reader](#)

©2010 fafsa.gov. All rights reserved.

Personal Information for Parent

Student Demographics School Selection Dependency Status **Parent Demographics** Parent Financials Student Financials Sign & Submit Confirmation

PARENT INFORMATION

Enter Information for your first **parent** (father/mother/stepparent)

Parent's Social Security Number

350-22-2222

Parent's last name

last

Parent's first initial

f

Parent's date of birth

06/06/1960

Your parents' e-mail address

parent@gmail.com

Re-enter your parents' e-mail address

parent@gmail.com

← PREVIOUS

NEXT →

Personal Information for Other Parent


Student Demographics School Selection Dependency Status **Parent Demographics** Parent Financials Student Financials Sign & Submit Confirmation

✓ ✓ ✓ ✎

PARENT INFORMATION

Enter Information for your other parent (father/mother/stepparent)


Parent's Social Security Number ?



Parent's last name ?

Parent's first initial ?

Parent's date of birth ?



Site Last Updated: Sunday, September 27, 2020 [Download Adobe Reader](#)

©2010 fafsa.gov. All rights reserved.

Parent State of Legal Residence

Student Demographics ✓School Selection ✓Dependency Status ✓Parent Demographics ✎Parent FinancialsStudent FinancialsSign & SubmitConfirmation

PARENT INFORMATION

Have your parents lived in Iowa for at least 5 years? ?

Yes No

← PREVIOUSNEXT →

Site Last Updated: Sunday, September 27, 2020 [Download Adobe Reader](#)

©2010 fafsa.gov. All rights reserved.

Parent Household Info

Student Demographics School Selection Dependency Status Parent Demographics Parent Financials Student Financials Sign & Submit Confirmation

PARENT INFORMATION

Household Size

Your parents

Yourself, even if you do not live with your parents

Your parent's other children (even if they do not live with your parents) if:

- a. Your parents will provide more than half of their support from July 1, 2021 through June 30, 2022 or
- b. These children can answer "No" to every [Dependency Status question on the FAFSA](#)

Other people if:

- a. they now live with your parents.
- b. your parents provide more than half of their support, and
- c. your parents will continue to provide more than half of their support from July 1, 2021 through June 30, 2022

Your parents' number of family members in 2021-2022 (household size)

Number in College

How many people in your parents' household (as reported above) will be college students between July 1, 2021 and June 30, 2022? Do not include your parents.

Site Last Updated: Sunday, September 27, 2020 [Download Adobe Reader](#)

© 2010 fafsa.gov. All rights reserved.

Parent Tax Filing Status

Student Demographics School Selection Dependency Status Parent Demographics Parent Financials Student Financials Sign & Submit Confirmation

PARENT INFORMATION

✔ Application was successfully saved.

i **Attention!** You must provide financial information from your parents' 2019 tax return on the following pages.

For 2019, have your parents completed their IRS income tax return or another tax return? ?

Already completed ▼

What type of income tax return did your parents file for 2019? ?

IRS 1040 ▼

For 2019, what is your parents' tax filing status according to their tax return? ?

Married-Filed Joint Return ▼

⚙ **IRS Data Retrieval Tool**

Applying is faster and easier if your parents transfer their tax return information into this FAFSA with the IRS Data Retrieval Tool (IRS DRT):

LINK TO IRS ⇄

← PREVIOUS
NEXT →

Site Last Updated: Sunday, September 27, 2020
[Download Adobe Reader](#)

©2010 fafsa.gov. All rights reserved.

Parent Eligible for IRS DRT



PARENT INFORMATION

Applying is faster and easier with the IRS DRT!

Based on your responses, we recommend that you, the mother, transfer your information from the IRS into this FAFSA. The [IRS Data Retrieval Tool \(IRS DRT\)](#) allows users to link to the IRS Web site and securely transfer original IRS tax return information into their FAFSA.

For your protection, your tax return information will not display on the IRS Web site or on the FAFSA.

If you use the IRS DRT, you may not have to provide additional IRS documentation later to qualify for federal student aid.

[LINK TO IRS ↔](#)

[No Thanks](#)

Site Last Updated: Sunday, September 27, 2020

Download [Adobe Reader](#)

©2010 fafsa.gov. All rights reserved.

Parent IRS Info

Student Demographics School Selection Dependency Status Parent Demographics **Parent Financials** Student Financials Sign & Submit Confirmation

✓ ✓ ✓ ✓ ✎

PARENT INFORMATION

What was your parents' adjusted gross income for 2019? This amount is found on IRS Form 1040-line 8b. ?

\$	28,000	.00	INCOME ESTIMATOR
----	--------	-----	------------------

← PREVIOUS NEXT →

Site Last Updated: Sunday, September 27, 2020 Download [Adobe Reader](#)

©2010 fafsa.gov. All rights reserved.

Parent Income from Work

Student Demographics School Selection Dependency Status Parent Demographics Parent Financials Student Financials Sign & Submit Confirmation

✓ ✓ ✓ ✓ ✎

PARENT INFORMATION

How much did your Parent 1 (father/mother/stepparent) earn from working (wages, salaries, tips, etc.) in 2019? ?
This amount is your Parent 1 (father's/mother's/stepparent's) portion of IRS Form 1040-line 1 + Schedule 1 lines 3 + 6 + Box 14 (Code A) of IRS Schedule K-1 (Form 1065).

\$	16,000	.00
----	--------	-----

How much did your Parent 2 (father/mother/stepparent) earn from working (wages, salaries, tips, etc.) in 2019? ?
This amount is your Parent 2 (father's/mother's/stepparent's) portion of IRS Form 1040-line 1 + Schedule 1 lines 3 + 6 + Box 14 (Code A) of IRS Schedule K-1 (Form 1065).

\$	12,000	.00
----	--------	-----

← PREVIOUS
NEXT →

Site Last Updated: Sunday, September 27, 2020 [Download Adobe Reader](#)

©2010 fafsa.gov. All rights reserved.

Parent Simplified Path Determination

Student Demographics School Selection Dependency Status Parent Demographics Parent Financials Student Financials Sign & Submit Confirmation

PARENT INFORMATION

You indicated that your parents filed an IRS 1040. Did your parents file a Schedule 1? Select **No** if your parents did not file a Schedule 1 or **only filed** a Schedule 1 to report: unemployment compensation, educator expenses, IRA deduction, student loan interest deduction, Alaska Permanent Fund dividend, or virtual currency. Click [here](#) for more information. ?

Yes
 No
 Don't know

As of today, is either of your parents a [dislocated worker](#)? ?

Yes
 No
 Don't know

In 2019 or 2020, did you, your parents, or anyone in your parents' household receive benefits from any of the federal benefits programs listed below?

Check all that apply or check **None of the above**. If, at the time you are completing the FAFSA, you, your parents, or anyone in your parents' household did **NOT** receive any of these benefits during 2019 or 2020, but do receive any of them on or before December 31, 2020, you must return to the FAFSA and update your response. ?

Answering these questions will not reduce eligibility for student aid or these programs.

- Medicaid
- Supplemental Security Income (SSI)
- Supplemental Nutrition Assistance Program ([SNAP](#))
- Free or Reduced Price School Lunch
- Temporary Assistance for Needy Families ([TANF](#))
- Special Supplemental Nutrition Program for Women, Infants, and Children (WIC)
- None of the above

← PREVIOUS
NEXT →

Site Last Updated: Sunday, September 27, 2020 [Download Adobe Reader](#)

©2010 fafsa.gov. All rights reserved.

Parent Additional IRS Info

Student Demographics School Selection Dependency Status Parent Demographics Parent Financials Student Financials Sign & Submit Confirmation

PARENT INFORMATION

Enter the amount of your parents' income tax for 2019. This is the total amount of IRS Form 1040-line 14 minus Schedule 2-line 2. ?

\$	2,000	.00
----	-------	-----

← PREVIOUSNEXT →

Site Last Updated: Sunday, September 27, 2020 [Download Adobe Reader](#)

©2010 fafsa.gov. All rights reserved.

Parent Questions for Tax Filers Only



PARENT INFORMATION

Did your parents have any of the following items in 2019? Enter amounts for all that apply.

Combat pay or special combat pay. **This should be zero for enlisted persons and warrant officers** (including commissioned warrant officers) because their combat pay is entirely nontaxable. Only enter [taxable combat pay](#) included in your parents adjusted gross income. ?

\$.00

Student college grant and scholarship aid reported to the IRS in your parents' income. Includes AmeriCorps benefits (awards, living allowances, and interest accrual payments), as well as grant and scholarship portions of fellowships and assistantships. ?

\$.00

Education credits (American Opportunity Tax Credit or Lifetime Learning Tax Credit) from IRS Form 1040 Schedule 3-line 3. ?

\$.00

Untaxed portions of IRA distributions and pensions from IRS Form 1040-lines (4a + 4c) - (4b + 4d). **Exclude rollovers.** If negative, enter a zero here. ?

\$.00

IRA deductions and payments to self-employed SEP, SIMPLE, Keogh, and other qualified plans from IRS Form 1040 Schedule 1-total of lines 15 + 19. ?

\$.00

Tax exempt interest income from IRS Form 1040-line 2a. ?

\$.00

← PREVIOUS NEXT →

Parent Additional Financial Info

Student Demographics School Selection Dependency Status Parent Demographics Parent Financials Student Financials Sign & Submit Confirmation

PARENT INFORMATION

Did your parents have any of the following items in 2019? Enter amounts for all that apply.

Child support your parents paid because of divorce or separation or as a result of a legal requirement. Do not include support for children in your parents' household. ?

\$.00

Earnings from work under a Cooperative Education Program offered by a college ?

\$.00

Taxable earnings from need-based employment programs, such as Federal Work-study and need-based employment portions of fellowships and assistantships ?

\$.00

← PREVIOUS
NEXT →

Site Last Updated: Sunday, September 27, 2020 [Download Adobe Reader](#)

©2010 fafsa.gov. All rights reserved.

Parent Untaxed Income

Student Demographics ✓ School Selection ✓ Dependency Status ✓ Parent Demographics ✓ Parent Financials ✎ Student Financials L Sign & Submit Confirmation

PARENT INFORMATION

Did your parents have any of the following items in 2019? Enter amounts for all that apply.

Child support received for all children. Do not include foster care or adoption payments. ?

\$.00

Housing, food, and other living allowances paid to members of the military, clergy, and others (including cash payments and cash value of benefits). Do not include the value of on-base military housing or the value of a basic military allowance for housing. ?

\$.00

Payments to tax-deferred pension and retirement savings plans (paid directly or withheld from earnings), including, but not limited to, amounts reported on the W-2 Form in Boxes 12a through 12d, codes D, E, F, G, H, and S. **Don't include** amounts reported in code DD (employer contributions toward employee health benefits). ?

\$.00

Veterans noneducation benefits such as Disability, Death Pension, or Dependency & Indemnity Compensation (DIC) and/or VA Educational Work-Study allowances ?

\$.00

Other untaxed income not reported, such as workers' compensation, disability benefits, etc. ?

\$.00

← PREVIOUS NEXT →

Parent Assets

Student Demographics School Selection Dependency Status Parent Demographics Parent Financials Student Financials Sign & Submit Confirmation

✓ ✓ ✓ ✓ ✎

PARENT INFORMATION

Do you want to skip questions about your parents' assets? ?

Yes No

As of today, what is your parents' total current balance of cash, savings, and checking accounts? ?

\$.00

As of today, what is the net worth of your parents' investments, including real estate (not your parents' home)? ?

\$.00

As of today, what is the net worth of your parents' current businesses and/or investment farms? **Don't include a family farm or family business with 100 or fewer full-time or full-time equivalent employees.** ?

\$.00

← PREVIOUS
NEXT →

Site Last Updated: Sunday, September 27, 2020 [Download Adobe Reader](#)

©2010 fafsa.gov. All rights reserved.

Student Tax Filing Status

Student Demographics School Selection Dependency Status Parent Demographics Parent Financials Student Financials Sign & Submit Confirmation

STUDENT INFORMATION

i Because the FAFSA belongs to the student, "you" and "your" always (unless otherwise noted) refer to the student.

For 2019, have you completed your IRS income tax return or another tax return? ?

Already completed ▼

What income tax return did you file for 2019? ?

IRS 1040 ▼

For 2019, what is your tax filing status according to your tax return? ?

Single ▼

⚙ **IRS Data Retrieval Tool**

Applying is faster and easier if you transfer your tax return information into this FAFSA with the IRS Data Retrieval Tool (IRS DRT):

LINK TO IRS ↕

← CHECK FOR ERRORS

← PREVIOUS

NEXT →

Student Eligible for IRS DRT

Student Demographics School Selection Dependency Status Parent Demographics Parent Financials Student Financials Sign & Submit Confirmation

✓ ✓ ✓ ✓ ✓ ✎ ⌂

STUDENT INFORMATION

Applying is faster and easier with the IRS DRT!

Based on your responses, we recommend that you transfer your information from the IRS into this FAFSA. The [IRS Data Retrieval Tool](#) allows users to link to the IRS Web site and securely transfer original IRS tax return information into their FAFSA.

For your protection, your tax return information will not display on the IRS Web site or on the FAFSA.

If you use the IRS DRT, you may not have to provide additional IRS documentation later to qualify for federal student aid.

LINK TO IRS ↔
[No Thanks](#)

← CHECK FOR ERRORS

Site Last Updated: Sunday, September 27, 2020 [Download Adobe Reader](#)

©2010 fafsa.gov. All rights reserved.

Student IRS Info

Student Demographics School Selection Dependency Status Parent Demographics Parent Financials **Student Financials** Sign & Submit Confirmation

STUDENT INFORMATION

What was your adjusted gross income for 2019? This amount is found on IRS Form 1040-line 8b. ?

\$.00 INCOME ESTIMATOR

CHECK FOR ERRORS PREVIOUS NEXT

Site Last Updated: Sunday, September 27, 2020 [Download Adobe Reader](#)

©2010 fafsa.gov. All rights reserved.

Student Income from Work

Student Demographics School Selection Dependency Status Parent Demographics Parent Financials **Student Financials** Sign & Submit Confirmation

STUDENT INFORMATION

How much did you earn from working (wages, salaries, tips, etc.) in 2019? This amount is the total of IRS Form 1040-line 1 + Schedule 1 lines 3 + 6 + Box 14 (Code A) of IRS Schedule K-1 (Form 1065). ?

\$.00

[CHECK FOR ERRORS](#)[PREVIOUS](#)[NEXT](#)

Site Last Updated: Sunday, September 27, 2010 [Download Adobe Reader](#)

©2010 fafsa.gov. All rights reserved.

Student Additional IRS Info

Student Demographics ✓ School Selection ✓ Dependency Status ✓ Parent Demographics ✓ Parent Financials ✓ **Student Financials** Sign & Submit Confirmation

STUDENT INFORMATION

Enter the amount of your income tax for 2019. This is the total amount of IRS Form 1040-line 14 minus Schedule 2-line 2. ?

\$		0	.00
----	--	---	-----

← CHECK FOR ERRORS← PREVIOUSNEXT →

Site Last Updated: Sunday, September 27, 2020 [Download Adobe Reader](#)

©2010 fafsa.gov. All rights reserved.

Student Questions for Tax Filers Only

Student Demographics School Selection Dependency Status Parent Demographics Parent Financials Student Financials Sign & Submit Confirmation

STUDENT INFORMATION

Did you have any of the following items in 2019? Enter amounts for all that apply.

Combat pay or special combat pay. **This should be zero for enlisted persons and warrant officers** (including commissioned warrant officers) because their combat pay is entirely nontaxable. Only enter [taxable combat pay](#) included in your (and, if married, your spouse's) adjusted gross income. ?

\$.00

Student college grant and scholarship aid reported to the IRS in your income. Includes AmeriCorps benefits (awards, living allowances, and interest accrual payments), as well as grant and scholarship portions of fellowships and assistantships. ?

\$.00

Education credits (*American Opportunity Tax Credit* or *Lifetime Learning Tax Credit*) from IRS Form 1040 Schedule 3-line 3. ?

\$.00

Untaxed portions of IRA distributions and pensions from IRS Form 1040-lines (4a + 4c) - (4b + 4d). **Exclude rollovers.** If negative, enter a zero here. ?

\$.00

IRA deductions and payments to self-employed SEP, SIMPLE, Keogh, and other qualified plans from IRS Form 1040 Schedule 1-total of lines 15 + 19. ?

\$.00

Tax exempt interest income from IRS Form 1040-line 2a. ?

\$.00

← CHECK FOR ERRORS

← PREVIOUS

NEXT →

Student Additional Financial Info

Student Demographics ✓ School Selection ✓ Dependency Status ✓ Parent Demographics ✓ Parent Financials ✓ Student Financials Sign & Submit L Confirmation

STUDENT INFORMATION

Did you have any of the following items in 2019? Enter amounts for all that apply.

Child support you paid because of divorce or separation or as a result of a legal requirement. Do not include support for children in your household. ?

\$.00

Earnings from work under a Cooperative Education Program offered by a college ?

\$.00

Taxable earnings from need-based employment programs, such as Federal Work-study and need-based employment portions of fellowships and assistantships ?

\$.00

← CHECK FOR ERRORS

← PREVIOUS

NEXT →

Site Last Updated: Sunday, September 27, 2020 Download [Adobe Reader](#)

©2010 fafsa.gov. All rights reserved.

Student Untaxed Income



STUDENT INFORMATION

Did you have any of the following items in 2019? Enter amounts for all that apply.

Child support received for all children. Do not include foster care or adoption payments. ?

\$.00

Housing, food, and other living allowances paid to members of the military, clergy, and others (including cash payments and cash value of benefits). Do not include the value of on-base military housing or the value of a basic military allowance for housing. ?

\$.00

Payments to tax-deferred pension and retirement savings plans (paid directly or withheld from earnings), including, but not limited to, amounts reported on the W-2 Form in Boxes 12a through 12d, codes D, E, F, G, H, and S. **Don't include** amounts reported in code DD (employer contributions toward employee health benefits). ?

\$.00

Veterans noneducation benefits such as Disability, Death Pension, or Dependency & Indemnity Compensation (DIC) and/or VA Educational Work-Study allowances ?

\$.00

Other untaxed income not reported, such as workers' compensation, disability benefits, etc. ?

\$.00

Money received, or paid on your behalf (e.g., bills), not reported elsewhere on this form. This includes money that you received from a parent or other person whose financial information is not reported on this form and that is not part of a legal child support agreement. ?

\$.00

[CHECK FOR ERRORS](#)

[PREVIOUS](#)

[NEXT](#)

Student Assets

Student Demographics School Selection Dependency Status Parent Demographics Parent Financials Student Financials Sign & Submit Confirmation

✓ ✓ ✓ ✓ ✓ ✎ ⏪

STUDENT INFORMATION

As of today, what is your total current balance of cash, savings, and checking accounts? ?

\$.00

As of today, what is the net worth of your investments, including real estate (not your home)? ?

\$.00

As of today, what is the net worth of your current businesses and/or investment farms? **Don't include** a family farm or family business with 100 or fewer full-time or full-time equivalent employees. ?

\$.00

⏪ CHECK FOR ERRORS

⏪ PREVIOUS


NEXT ⏩


Site Last Updated: Sunday, September 27, 2020
[Download Adobe Reader](#)

©2010 fafsa.gov. All rights reserved.

Preparer Info

Student Demographics School Selection Dependency Status Parent Demographics Parent Financials Student Financials **Sign & Submit** Confirmation



 Application was successfully saved.

Are you a [preparer](#)? (This is rare.) ?

Yes No

← PREVIOUS NEXT →

Site Last Updated: Sunday, September 27, 2020 [Download Adobe Reader](#)

©2010 fafsa.gov. All rights reserved.

FAFSA Summary

Student Demographics School Selection Dependency Status Parent Demographics Parent Financials Student Financials Sign & Submit Confirmation

You're not done yet! You still need to submit your FAFSA. After you print this page, click **Next** to return to your FAFSA form.

2021-2022 FAFSA SUMMARY
Student ID XXX-XX-1111 LA

[Collapse All](#)

> **Student Demographics**

Student Demographic Information	
Student's Social Security Number (question 8)	XXX-XX-1111
Student's First Name (question 2), Student's Middle Initial (question 3)	FIRST
Student's Last Name (question 1)	LAST
Student's Date of Birth (question 9)	06/06/2000
Student's E-mail Address (question 13)	test@gdit.com
Student's Telephone Number (question 10)	(358) 890-2348
Student's Permanent Mailing Address (question 4)	123 BEST ST.
Student's Permanent City (question 5)	CORALVILLE
Student's Permanent State (question 6), Student's Permanent ZIP Code (question 7)	IOWA, 52241
Has Student Lived in State for at Least 3 Years?	YES
Student's State of Legal Residence (question 18)	IOWA
Was Student a Legal Resident Before January 1, 2016? (question 19)	YES
Student's Legal Residence Date (question 20)	
Student's Citizenship Status (question 14)	YES, I AM A U.S. CITIZEN (OR U.S. NATIONAL)
Student's Alien Registration Number (question 15)	
High School or Equivalent Completed? (question 26)	HIGH SCHOOL DIPLOMA
Type of Degree/Certificate (question 30)	1ST BACHELOR'S DEGREE
First Bachelor's Degree before 2021-2022 School Year? (question 28)	NO
Student's Grade Level in College in 2021-2022 (question 29)	NEVER ATTENDED COLLEGE/1ST YR.
Interested in Work-study? (question 31)	DONT KNOW
Male or Female? (question 21)	FEMALE
Register Student With Selective Service System? (question 22)	
Student's Driver's License Number (question 11)	
Student's Driver's License State (question 12)	

Student in Foster Care?	NO
Parent 1 Educational Level (question 24)	HIGH SCHOOL
Parent 2 Educational Level (question 25)	COLLEGE OR BEYOND
Drug Conviction Affecting Eligibility? (question 23)	ELIGIBLE FOR AID

Student Aid Eligibility Worksheet

> **School Selection**

School Information	
Student's High School Name (question 27)	WEST
Student's High School City (question 27)	CORALVILLE
Student's High School State (question 27)	IOWA
First College (question 101a)	UNIVERSITY OF IOWA
First Housing Plans (question 101b)	ON CAMPUS
Second College (question 101c)	
Second Housing Plans (question 101d)	
Third College (question 101e)	
Third Housing Plans (question 101f)	
Fourth College (question 101g)	
Fourth Housing Plans (question 101h)	
Fifth College (question 101i)	
Fifth Housing Plans (question 101j)	
Sixth College (question 101k)	
Sixth Housing Plans (question 101l)	
Seventh College (question 101m)	
Seventh Housing Plans (question 101n)	
Eighth College (question 101o)	
Eighth Housing Plans (question 101p)	
Ninth College (question 101q)	
Ninth Housing Plans (question 101r)	
Tenth College (question 101s)	
Tenth Housing Plans (question 101t)	

> Dependency Status

Dependency Determination	
Student's Marital Status (question 15)	I AM SINGLE
Student's Marital Status Date (question 17)	
Does Student Have Children He/She Supports? (question 50)	NO
Does Student Have Dependents Other than Children/Spouse? (question 51)	NO
Is Student on Active Duty in U.S. Armed Forces? (question 48)	NO
Is Student a Veteran? (question 49)	NO
Parents Deceased? Student Ward of Court? In Foster Care? (question 52)	NO
Is or Was Student an Emancipated Minor? (question 53)	NO
Is or Was Student in Legal Guardianship? (question 54)	NO
Is Student Homeless or At Risk of Being Homeless?	NO
Is Student an Unaccompanied Homeless Youth as Determined by High School/Homeless Liaison? (question 55)	
Is Student an Unaccompanied Homeless Youth as Determined by HUD? (question 56)	
Is Student an Unaccompanied Homeless Youth as Determined by Director of Homeless Youth Center? (question 57)	

> Parent Demographics

Parental Demographic Information	
Parents' Marital Status (question 58)	MARRIED OR REMARRIED
Parents' Marital Status Date (question 59)	06/1999
Parent 1 / Father's/Mother's/Stepparent's Social Security Number (question 60)	XXX-XX-2222
Parent 1 / Father's/Mother's/Stepparent's Last Name (question 61)	LAST
Parent 1 / Father's/Mother's/Stepparent's First Name Initial (question 62)	F
Parent 1 / Father's/Mother's/Stepparent's Date of Birth (question 63)	06/06/1960
Parents' E-mail Address (question 68)	parent@gmail.com
Parent 2 / Father's/Mother's/Stepparent's Social Security Number (question 64)	XXX-XX-3333
Parent 2 / Father's/Mother's/Stepparent's Last Name (question 65)	LAST

Parent 2 / Father's/Mother's/Stepparent's First Name Initial (question 66)	F
Parent 2 / Father's/Mother's/Stepparent's Date of Birth (question 67)	06/06/1960
Have Parents Lived in State for at Least 5 Years?	YES
Parents' State of Legal Residence (question 69)	IOWA
Were Parents Legal Residents Before January 1, 2016? (question 70)	YES
Parents' Legal Residence Date (question 71)	
Parents' Number of Family Members in 2021-2022 (question 72)	3
Parents' Number in College in 2021-2022 (Parents Excluded) (question 73)	1

> Parent Financials

Parent Financial Information	
Parents Filed 2019 Income Tax Return? (question 79)	ALREADY COMPLETED
Parents' Type of 2019 Tax Form Used (question 80)	IRS 1040
Parents' 2019 Tax Return Filing Status (question 81)	MARRIED-FILED JOINT RETURN
Parents' 2019 Adjusted Gross Income (question 84)	\$120,000
Parent 1 / Father's/Mother's/Stepparent's 2019 Income Earned from Work (question 86)	\$60,000
Parent 2 / Father's/Mother's/Stepparent's 2019 Income Earned from Work (question 87)	\$60,000
Parents Filed Schedule 1? (question 82)	
Is Parent a Dislocated Worker? (question 83)	
Parents Received Medicaid? (question 74)	
Parents Received Supplemental Security Income? (question 74)	
Parents Received SNAP? (question 75)	
Parents Received Free/Reduced Price Lunch? (question 76)	
Parents Received TANF? (question 77)	
Parents Received WIC? (question 78)	

Parent Financials (continued)	
Parents' 2019 U.S. Income Tax Paid (question 85)	\$2,500
Parents' Taxable Combat Pay Reported in AGI (question 91a)	\$0
Parents' College Grant and Scholarship Aid Reported to IRS as Income (question 91d)	\$0
Parents' Education Credits (question 91a)	\$0

Parents' Untaxed Portions of IRA Distributions and Pensions (question 92e)	\$0
Parents' Deductible Payments to IRA/Keogh/Other (question 92b)	\$0
Parents' Tax Exempt Interest Income (question 92d)	\$0
Parents' Child Support Paid (question 91b)	\$0
Parents' Cooperative Education Earnings (question 91f)	\$0
Parents' Taxable Earnings from Need-Based Employment Programs (question 91c)	\$0
Parents' Child Support Received (question 92c)	\$0
Parents' Housing, Food, & Living Allowances (question 92f)	\$0
Parents' Payments to Tax-Deferred Pensions & Retirement Savings (question 92a)	\$0
Parents' Veterans Noneducation Benefits (question 92g)	\$0
Parents' Other Untaxed Income or Benefits (question 92b)	\$0
Parents' Total Assets Exceed \$9,300?	YES
Parents' Total of Cash, Savings, and Checking Accounts (question 89)	\$10,000
Parents' Net Worth of Current Investments (question 89)	\$0
Parents' Net Worth of Businesses/Investment Farms (question 90)	\$0

> Student Financials

Student Filed 2019 Income Tax Return? (question 32)	ALREADY COMPLETED
Student's Type of 2019 Tax Form Used (question 33)	IRS 1040
Student's 2019 Tax Return Filing Status (question 34)	SINGLE
Student's 2019 Adjusted Gross Income (question 35)	\$2,700
Student's 2019 Income Earned from Work (question 38)	\$2,700

Student Financials (continued)

Student's 2019 U.S. Income Tax Paid (question 37)	\$0
Student's Taxable Combat Pay Reported in AGI (question 43e)	\$0
Student's College Grant and Scholarship Aid Reported to IRS as Income (question 43d)	\$0
Student's Education Credits (question 43a)	\$0
Student's Untaxed Portions of IRA Distributions and Pensions (question 44e)	\$0

Student's Deductible Payments to IRA/Keogh/Other (question 44b)	\$0
Student's Tax Exempt Interest Income (question 44d)	\$0
Student's Child Support Paid (question 43b)	\$0
Student's Cooperative Education Earnings (question 43f)	\$0
Student's Taxable Earnings from Need-Based Employment Programs (question 43c)	\$0
Student's Child Support Received (question 44c)	\$0
Student's Housing, Food, & Living Allowances (question 44f)	\$0
Student's Payments to Tax-Deferred Pensions & Retirement Savings (question 44a)	\$0
Student's Veterans Noneducation Benefits (question 44g)	\$0
Student's Other Untaxed Income or Benefits (question 44h)	\$0
Money Received or Paid on Student's Behalf (question 44i)	\$0
Student's Total of Cash, Savings, and Checking Accounts (question 40)	\$750
Student's Net Worth of Current Investments (question 41)	\$0
Student's Net Worth of Businesses/Investment Farms (question 42)	\$0

> Sign & Submit

Sign & Submit

Preparer's Social Security Number (question 104)	
Preparer's Employer Identification Number (EIN) (question 105)	

PREVIOUS PRINT THIS PAGE NEXT

Site Last Updated: Sunday, September 27, 2020 Download Adobe Reader

©2010 fedsa.gov. All rights reserved.
Federal Student Aid Logo and FAFSA are trademarks of the U.S. Department of Education

Signature Status

Student Demographics School Selection Dependency Status Parent Demographics Parent Financials Student Financials Sign & Submit Confirmation

i Both you and a parent need to sign your FAFSA.

Only sign for yourself. If you and your parent are not together, one of you can sign, save the application and then exit. Give the "save key" to the other person who can log in with it and sign and submit the FAFSA.

Be sure not to mix up your and your parent's FSA IDs when signing.

Student Signature Needed

Signature Status: **Unsigned**

PROVIDE STUDENT SIGNATURE

Parent Signature Needed

Signature Status: **Unsigned**

PROVIDE PARENT SIGNATURE

PREVIOUS

Site Last Updated: Sunday, September 27, 2020

Download [Adobe Reader](#)

©2010 fafsa.gov. All rights reserved.

Agreement of Terms

Student Demographics School Selection Dependency Status Parent Demographics Parent Financials Student Financials Sign & Submit Confirmation

✓ ✓ ✓ ✓ ✓ ✓ ✎

STUDENT INFORMATION

READ BEFORE PROCEEDING

By signing this application electronically using your FSA ID (username and password) and/or any other credential or by signing a signature page and mailing it to us, **YOU, THE STUDENT**, certify that you:

1. will use federal and/or state student financial aid only to pay the cost of attending an institution of higher education.
2. are not in default on a federal student loan or have made satisfactory arrangements to repay it.
3. do not owe money back on a federal student grant or have made satisfactory arrangements to repay it.
4. will notify your school if you default on a federal student loan, and
5. will not receive a Federal Pell Grant from more than one school for the same period of time.

By signing this application electronically using your username and password, and/or any other credential or

I, the student, agree to the terms outlined above. ?

Agree
 Disagree

← PREVIOUS
NEXT →


Site Last Updated: Sunday, September 27, 2020
[Download Adobe Reader](#)

©2010 fafsa.gov. All rights reserved.

Signature Options

Student Demographics School Selection Dependency Status Parent Demographics Parent Financials Student Financials **Sign & Submit** Confirmation

✓ ✓ ✓ ✓ ✓ ✓ ✎



Student Signature for

Social Security Number: **XXX-XX-1111**

Last Name: **last**

Date of Birth: **06/06/2000**

Site Last Updated: Sunday, September 27, 2020 [Download Adobe Reader](#)

©2010 fafsa.gov. All rights reserved.

Signature Status

Student Demographics School Selection Dependency Status Parent Demographics Parent Financials Student Financials Sign & Submit Confirmation

i A parent must sign the FAFSA. If you are a parent, click **Provide Parent Signature** to sign your child's FAFSA.

Note: If you are the student and your parent is not present, click **Save** and then **Exit**. Your parent should log in to fafsa.gov using the student's identifiers and the "save key" to sign and submit your FAFSA.

Student Signed With FSA ID

Social Security Number: XXX-XX-1111
Last Name: last
Date of Birth: 06/06/2000

Signature Status: **Signed Electronically**

Parent Signature Needed

Signature Status: **Unsigned**

PROVIDE PARENT SIGNATURE

PREVIOUS

Site Last Updated: Sunday, September 27, 2020
[Download Adobe Reader](#)

Which Parent Signs?

Student Demographics School Selection Dependency Status Parent Demographics Parent Financials Student Financials **Sign & Submit** Confirmation

✓ ✓ ✓ ✓ ✓ ✓ ✎

i Are you signing as the student's Parent 1 or Parent 2?

Parent 1

Social Security Number: XXX-XX-2222
Last Name: **last**
Date of Birth: 06/06/1960

SIGN AS PARENT 1

Parent 2

Social Security Number: XXX-XX-3333
Last Name: **last**
Date of Birth: 06/06/1960

SIGN AS PARENT 2

PREVIOUS

Site Last Updated: Sunday, September 27, 2020 [Download Adobe Reader](#)

©2010 fafsa.gov. All rights reserved.

Agreement of Terms

Student Demographics School Selection Dependency Status Parent Demographics Parent Financials Student Financials Sign & Submit Confirmation

✓ ✓ ✓ ✓ ✓ ✓ ✎

PARENT INFORMATION

READ BEFORE PROCEEDING

By signing this application electronically using your FSA ID (username and password) and/or any other credential or by signing a signature page and mailing it to us, YOU, THE PARENT, certify that all of the information you provided is true and complete to the best of your knowledge and you agree, if asked:

1. to provide information that will verify the accuracy of your completed form
2. to provide U.S. or state income tax forms that you filed or are required to file.

You also certify that you understand that the Secretary of Education has the authority to verify information reported on your application with the Internal Revenue Service and other federal agencies.

If you sign this application or any document related to the federal student aid programs electronically using a

I, the parent, agree to the terms outlined above. ?

Agree
 Disagree


← PREVIOUS
NEXT →

Site Last Updated: Sunday, September 27, 2020
[Download Adobe Reader](#)

©2010 fafsa.gov. All rights reserved.

Signature Options

Student Demographics ✓ School Selection ✓ Dependency Status ✓ Parent Demographics ✓ Parent Financials ✓ Student Financials ✓ Sign & Submit ✎ Confirmation



Parent Signature for

Social Security Number: **XXX-XX-2222**
Last Name: **last**
Date of Birth: **06/06/1960**

What Is your (the parent's) FSA ID?

Do not enter the FSA ID if you are not the parent.


FSA ID Username, E-mail Address, or Mobile Number ?

[Forgot Username](#) | [Create an FSA ID](#)

FSA ID Password ?

[Forgot Password](#)

SIGN THIS FAFSA ✎

OTHER OPTIONS TO SIGN AND SUBMIT


←SIGNATURE STATUS

NEXT →

Site Last Updated: Sunday, September 27, 2020 [Download Adobe Reader](#)

©2010 fafsa.gov. All rights reserved.

Signature Options



Parent Signature for

Social Security Number: XXXX-XX-3333
Last Name: de
Date of Birth: 01/01/1962

Other Options to Sign and Submit


i We recommend signing electronically with an FSA ID so you don't have to print and mail a signature page or return later to sign this FAFSA. If you are unable to sign electronically, select another option:

- Sign Electronically With My FSA ID**
This is the fastest option. Selecting this option will return you to the question "What is your (the parent's) FSA ID?".
- Print A Signature Page**
This option requires that you print and mail your signature.
- Submit Without Signatures**
This option allows you to submit this FAFSA now without your signature, but you will need to return later to sign.

[SIGNATURE STATUS](#) [NEXT](#)

Signature Status

Student Demographics School Selection Dependency Status Parent Demographics Parent Financials Student Financials **Sign & Submit** Confirmation



i You have provided all necessary signatures. Click **Submit My FAFSA Now** to submit your FAFSA.

Student Signed With FSA ID

Social Security Number: XXX-XX-1111
Last Name: **last**
Date of Birth: 06/06/2000

Signature Status: **Signed Electronically**

Parent Signed With FSA ID

Social Security Number: XXX-XX-2222
Last Name: **last**
Date of Birth: 06/06/1960


Signature Status: **Signed Electronically**

← PREVIOUS SUBMIT MY FAFSA NOW →

Site Last Updated: Sunday, September 27, 2020 [Download Adobe Reader](#)

©2010 fafsa.gov. All rights reserved.

2021-2022 Confirmation Page




Congratulations, First!

Your FAFSA was successfully submitted to Federal Student Aid.


Confirmation Number: F 00600669903 07/13/2020 16:32:10
Data Release Number: [\(DRN\):2866](#)

What Happens Next

- In 7-10 business days, we will mail you a Student Aid Report (SAR) notifying you that your FAFSA was processed.
- Your FAFSA information will be made available to your school(s), and they will use it to determine the aid you may be eligible to receive.
- Your school(s) will contact you if they need more information or when they are ready to discuss your financial aid award.
- If you have questions about your financial aid package, contact your school(s).


[PRINT THIS PAGE](#) 

Start your state application to apply for Iowa state-based financial aid.



Does your brother or sister need to complete a FAFSA?

If so, you can transfer your parents' information into a new FAFSA for your brother or sister to save time. Your parents will have to provide a signature again, but that's all.




[Expand All](#)

> Estimated Expected Family Contribution (EFC) = 002592

> IRS Information

> School(s) on your FAFSA:

School Name	Graduation Rate	Retention Rate	Transfer Rate	Additional Information from <i>College Scorecard</i>
MID-ATLANTIC CHRISTIAN UNIVERSITY	31%	62%	0%	NA

 If you have questions, visit [StudentAid.gov/fafsa/help](https://studentaid.gov/fafsa/help).

[TAKE A SURVEY](#)

10K

[Share](#) [Tweet](#)

Site Last Updated: Sunday, September 27, 2020 Download [Adobe Reader](#)

©2010 fafsa.gov. All rights reserved.

If you were not able to complete your application there are following resources;

- High School College and Career Center
- FAFSA-1(800) 433-3243